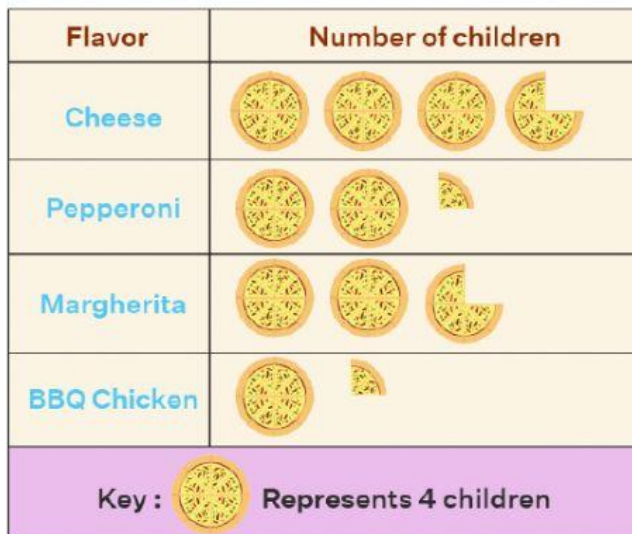








Advanced_Grade-3_ Scaled Pictographs Interpretation of Scaled Pictographs

Q1) Look at the pictograph and answer the following:



- How many children like cheese pizza?
- How many children like BBQ chicken pizza?
- How many children like margherita pizza?
- How many children like pepperoni pizza?
- How many children altogether like pizza?

Q2) Look at the pictograph and answer the following:

Variety	Amount of Apples sold (in Kg)
Fuji	
Kiku	
Golden delicious	
Red delicious	
Ambrosia	
Key :  Represents 4 Kg	

- How many Fuji apples are sold?
- How many red delicious apples are sold?
- How many golden delicious apples are sold?
- How many kiku apples are sold?
- How many ambrosia apples are sold?
- What is the total kg of apples sold?