

Getting Ready

Match each picture with the correct word.




- | | | | | |
|-------------------|---------------------|------------------|-------------------|-----------------------|
| 1. jeans <u>A</u> | 5. dress ____ | 9. hat ____ | 13. glasses ____ | 17. blouse ____ |
| 2. tie ____ | 6. scarf ____ | 10. suit ____ | 14. pants ____ | 18. shoulder bag ____ |
| 3. sandals ____ | 7. windbreaker ____ | 11. shorts ____ | 15. shirt ____ | |
| 4. jacket ____ | 8. skirt ____ | 12. T-shirt ____ | 16. sneakers ____ | |

CD 1-12 Listening 1

Sandra is describing what people are wearing. Who is she describing?
Listen and write the correct letter next to each person's name.

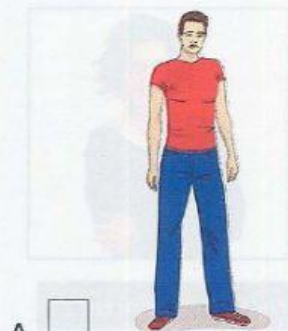
- David H
- Monica ____
- Nick ____
- Emma ____
- Andrew ____
- Kate ____
- Mary ____
- Ben ____




Listening 2

CD 1-13 ► Task 1

People are trying on clothes in a store. Listen and number the pictures.



A. ☐




B. ☒ 1



C. ☐



D. ☐



E. ☐



F. ☐

CD 1-13 ► Task 2

Listen again. What does each person need? Circle the correct answer.

1. He needs a _____ pair.

- a. longer
- b. shorter
- c. cheaper

2. She needs a _____ one.

- a. prettier
- b. bigger
- c. smaller

3. She needs a _____ pair.

- a. tighter
- b. bigger
- c. smaller

4. He needs a _____ pair.

- a. bigger
- b. cheaper
- c. smaller

5. He needs a _____ one.

- a. tighter
- b. looser
- c. smaller

6. She needs a _____ size.

- a. smaller
- b. bigger
- c. more comfortable