Review 6

1. Look at the triangle below. Name the related height for each given base.

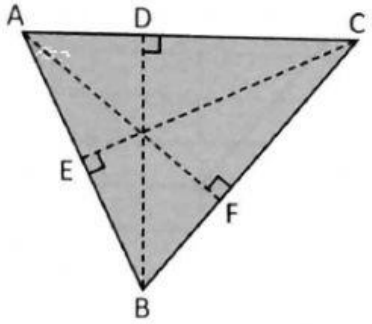

(a) If the base is AB, the height is _____.

(b) If the base is BC, the height is _____.

(c) If the base is AC, the height is _____.

2. Look at the triangle below. Name the related base for each given height.

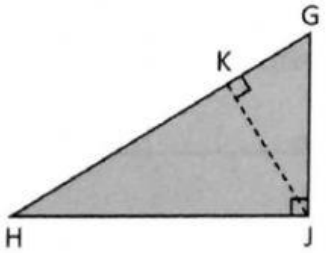

(a) If the height is JK, the base is _____.

(b) If the height is HJ, the base is _____.

3. In each triangle below, a base or a height is given.
Name the related height or base.

(a)

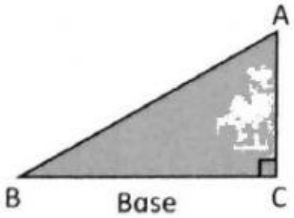

Height: _____

(b)

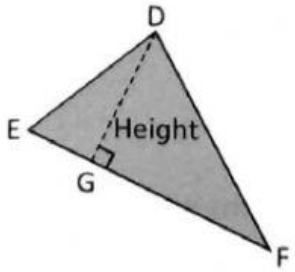

Base: _____

LIVEWORKSHEETS

(c)

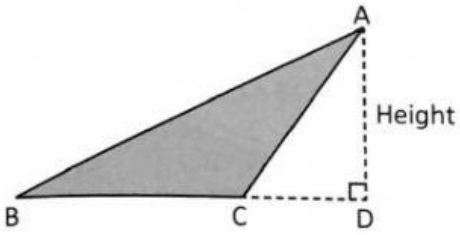

Base: _____

(d)

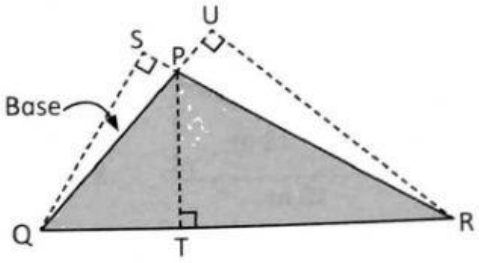

Height: _____

4. Find the area of each of the following shaded triangles.

(a)

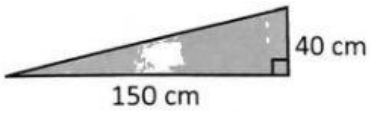

Area: _____ cm^2

(b)

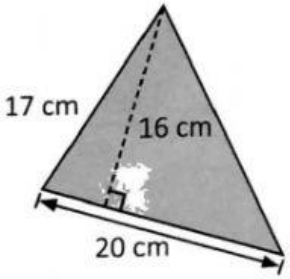

Area: _____ cm^2

(c)

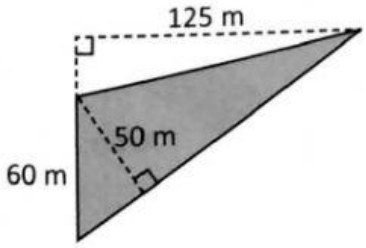

Area: _____ m^2

LIVEWORKSHEETS

(d)

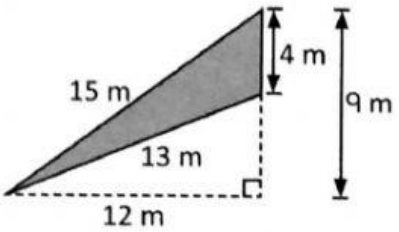

Area: _____ m^2

(e)

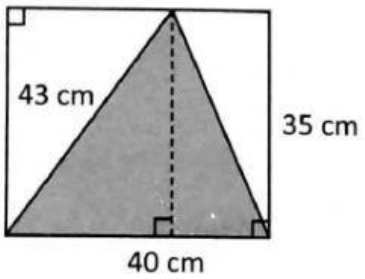

Area: _____ cm^2

(f)

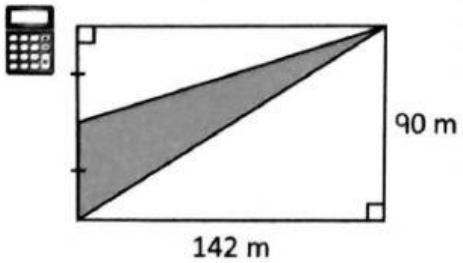

Area: _____ m^2

LIVEWORKSHEETS

5. Find the height or base of each triangle based on the given information.

(a)

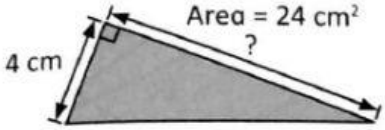

Base: _____ cm

(b)

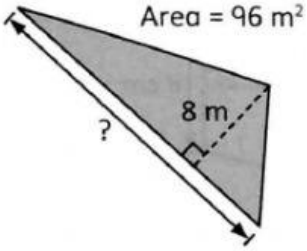

Base: _____ m

(c)

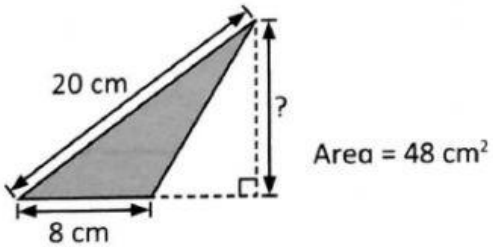

Height: _____ cm

(d)

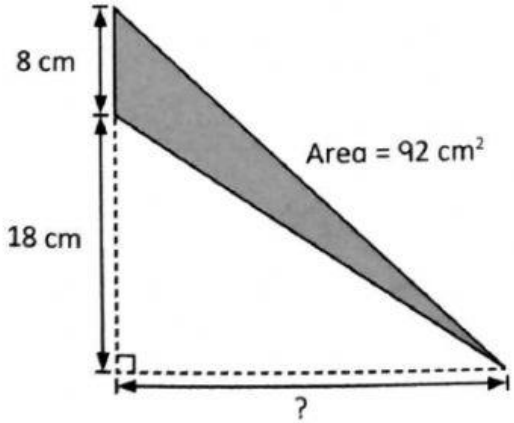

Height: _____ cm

LIVEWORKSHEETS

6. For each of the following parallelograms, label the missing base or height.

(a)

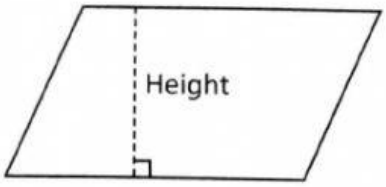

(b)

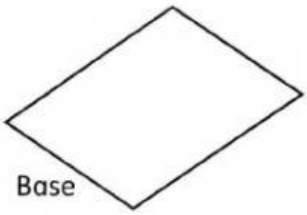

7. Find the area of the following parallelograms.

(a)

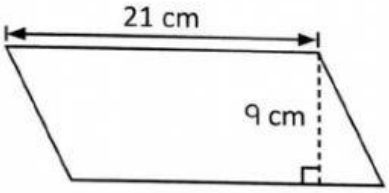

(b)

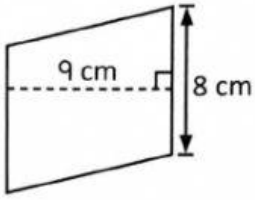

Area: _____ cm^2

Area: _____ cm^2

(c)

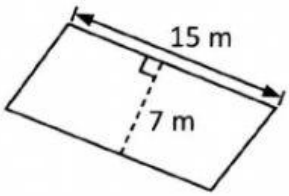

(d)

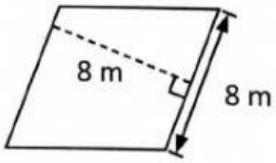

Area: _____ m^2

Area: _____ m^2

LIVEWORKSHEETS

8. Find the height or base of each parallelogram based on the given information.

(a)

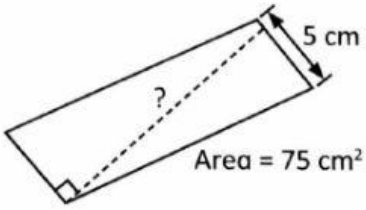

Height: _____ cm

(b)

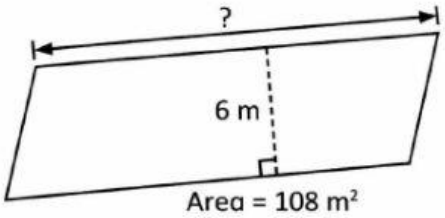

Base: _____ m

(c)

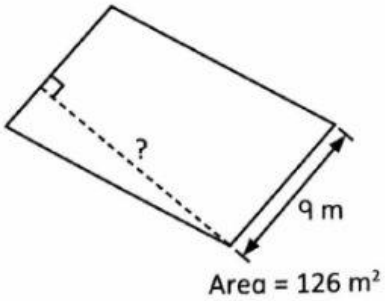

Height: _____ m

LIVEWORKSHEETS

9. The figure below is made up of a triangle and a parallelogram. Find its area.

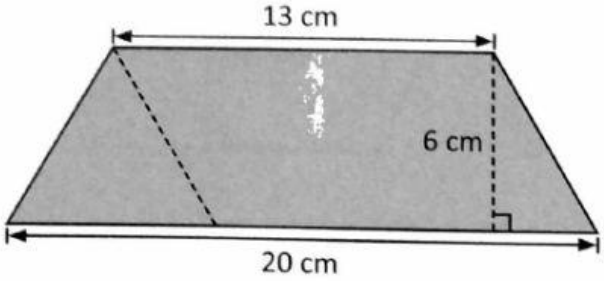

10. The figure below is made up of two triangles and a rectangle. Find its area.

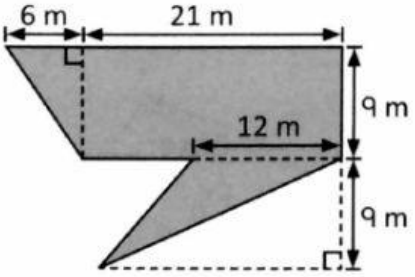

Working

LIVEWORKSHEETS

*11. The figure is made up of Parallelogram PQRS and Triangle PST. Azwan cuts out a star shape of area 39 cm². What is the area of the remaining figure?

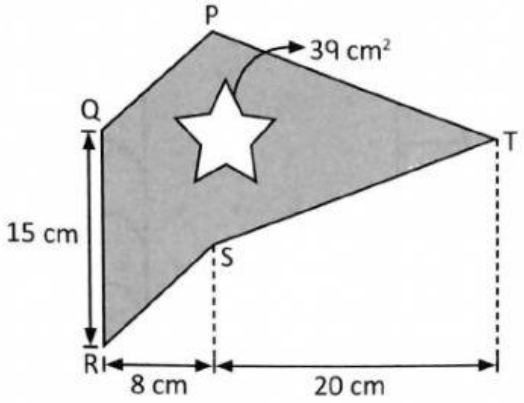

*12. Sarah joined together Triangle ABE and Rectangle BCDE. Then, she cut out Triangle FGH. Find the area of the remaining figure.

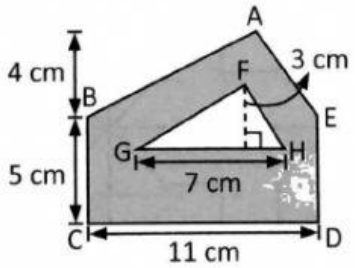

Working

LIVEWORKSHEETS

13. Shade the unit shape used in each tessellation.

(a)



(b)

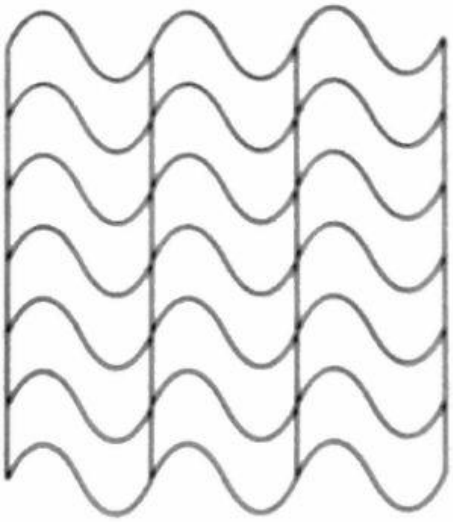

14. Complete the tessellation by adding 3 more unit shapes.

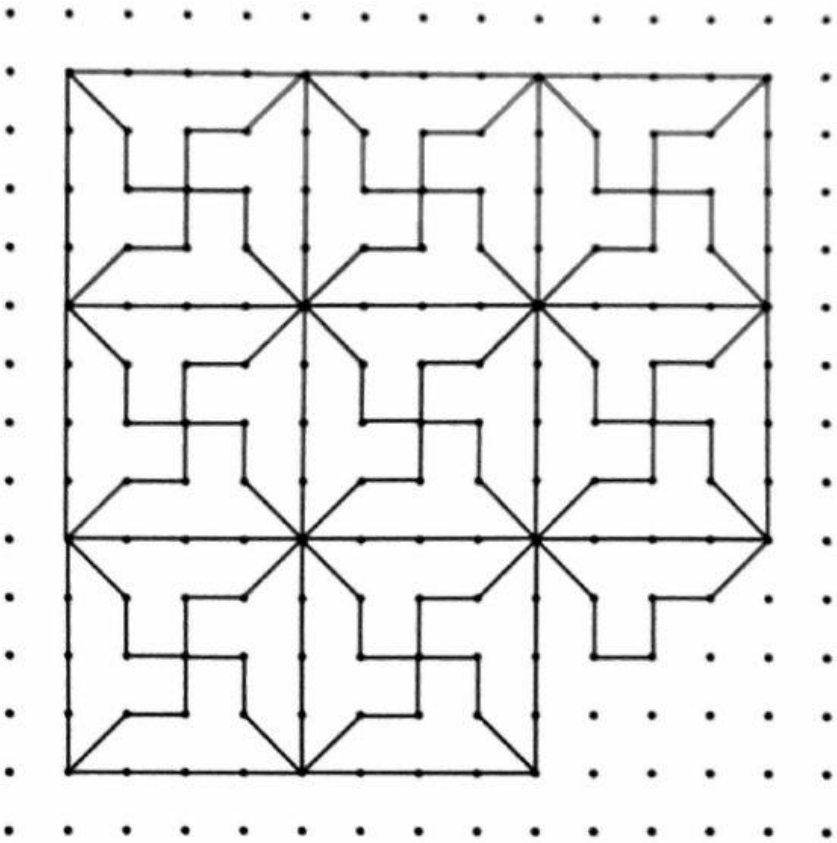

LIVEWORKSHEETS