


UNIT 9

No Brakes!


1. PRE-READING



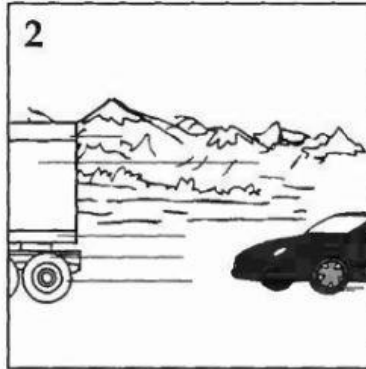
- Look at the picture. What do you see?
- Say the words.
- Watch your teacher write the words.
- Copy the words onto the picture.

2. READING

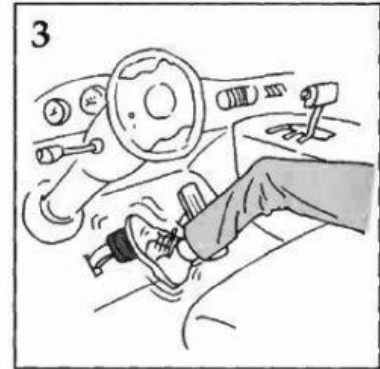
- Listen to your teacher read the story. Look at the pictures.
- Listen to your teacher read the story again. Look at the words.




1
Ann is driving her car on the highway.




2
A truck is in front of her.



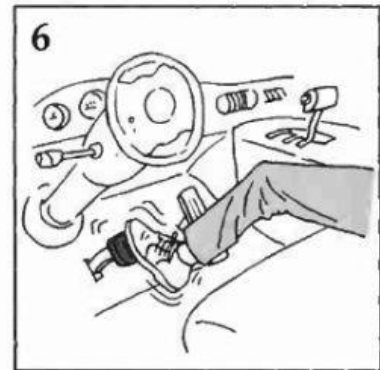
3
Ann wants to slow down. She steps on the brake.




4
Her car doesn't slow down. It goes faster.



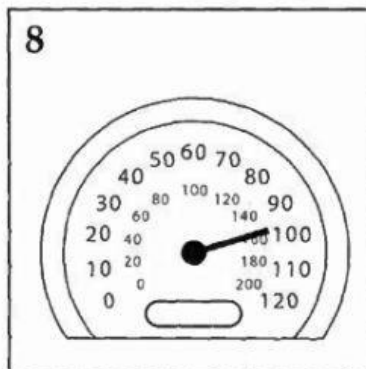
5
Ann passes the truck.



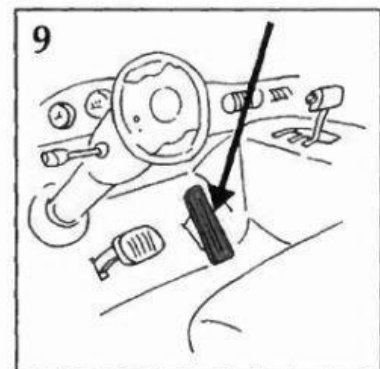
6
She steps on the brake again.



7
Her car doesn't slow down. It goes faster.




8
Ann's car goes 60, then 70, then 80, then 90, and then 100 miles per hour.



9
The accelerator is stuck.




Ann has a cell phone. She calls 911. "Help!" she says. "I can't stop my car!"



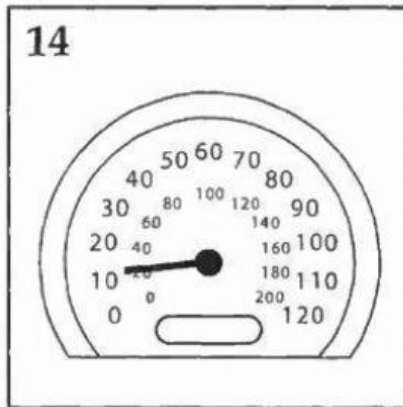
A police officer comes.




He drives in front of Ann's car. Now both cars are going 100 miles per hour.



The police officer slows down to 90 miles per hour. Ann's car hits the police car. Now both cars are going 90 miles per hour.



The police officer slows down to 80, to 70, to 60, to 50, to 40, to 30, to 20, and to 10 miles per hour. Ann's car slows down, too.



Finally, the police car stops. Ann's car stops, too.



Ann gets out of her car.



She hugs the police officer and says, "Thank you."



Then she kicks her car.

- Read the story again.

No Brakes!



Ann is driving her car on the highway. A truck is in front of her. Ann wants to slow down. She steps on the brake. Her car doesn't slow down. It goes faster.

Ann passes the truck. She steps on the brake again. Her car doesn't slow down. It goes faster. Ann's car goes 60, then 70, then 80, then 90, and then 100 miles per hour. The accelerator is stuck.

Ann has a cell phone. She calls 911. "Help!" she says. "I can't stop my car!"

A police officer comes. He drives in front of Ann's car. Now both cars are going 100 miles per hour.

The police officer slows down to 90 miles per hour. Ann's car hits the police car. Now both cars are going 90 miles per hour. The police officer slows down to 80, to 70, to 60, to 50, to 40, to 30, to 20, and to 10 miles per hour. Ann's car slows down, too.

Finally, the police car stops. Ann's car stops, too.

Ann gets out of her car. She hugs the police officer and says, "Thank you." Then she kicks her car.

3. PRONUNCIATION

Listen to your teacher. Say the numbers.

ten (10)	forty (40)	seventy (70)	one hundred (100)
twenty (20)	fifty (50)	eighty (80)	
thirty (30)	sixty (60)	ninety (90)	

4. SPELLING

Write the numbers.

80	_____	90	_____
50	_____	70	_____
30	_____	10	_____
40	_____	100	_____
20	_____	60	_____

5. VOCABULARY

What do you see in the pictures? Write the words on the lines.

highway accelerator pass hug brake kick



1. highway _____



2. _____



3. _____



4. _____



5. _____



6. _____

6. COMPREHENSION

Complete the sentences. Write the letter of your answer on the line.

- | | |
|--|--|
| 1. Ann steps on the brake, <u> b </u> | a. and Ann's car stops, too. |
| 2. She calls 911, <u> </u> | b. and her car goes faster. |
| 3. The police officer slows down to 90 miles per hour, <u> </u> | c. and a police officer comes. |
| 4. The police car stops, <u> </u> | d. and then she kicks it. |
| 5. Ann gets out of her car, <u> </u> | e. and Ann's car hits the police car. |

7. SPEAKING

Say the sentences and act them out.¹

1. Drive the car.
2. Step on the brake.
3. Pass the truck.
4. Call 911.
5. Get out of the car.
6. Kick the car.

8. WRITING

Your teacher will say the sentences in Exercise 7 (in any order). Listen to each sentence. Then copy it on your own paper.

¹ The directions for this activity are on page 89.