5th grade

unit 2

TOday class: Comprender el uso del there is/there are para expresar cantidad.

Date: September 1st

There is /There are = Hay/Haber

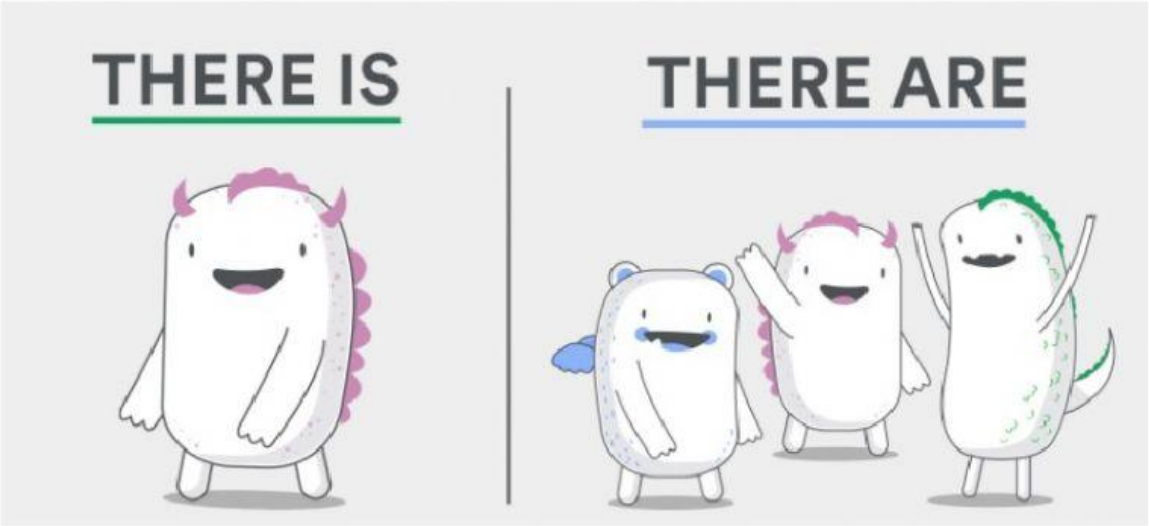

1 + 1

There is a monster.

Let 's do it!

LIVEWORKSHEETS

5th grade

unit 2

TOday class: Comprender el uso del there is/there are para expresar cantidad.

There are three monsters.

a/ an = un o una

a = lo usamos antes de una consonantes.

There is a kitchen.

an: lo usamos antes de una vocal.

There is an orange sofa.

Let 's do it!

LIVEWORKSHEETS

5th grade

unit 2

TOday class: Comprender el uso del there is/there are para expresar cantidad.

Structure

There is + a/an + el lugar o el objeto.

There is a bed.

There are + número + los lugares u objetos.

 There are two beds.

1. Complete with a or an.

a) There is ____ Kitchen.

b) There is _____ armchair.

Let 's do it!

LIVEWORKSHEETS

5th grade

unit 2

TOday class: Comprender el uso del there is/there are para expresar cantidad.

c) There is ____ orange sofa.

d) There is ____ bathroom.

2. Look and match.

a. There are two windows.

b. There is a bed.

c. There are four chairs.

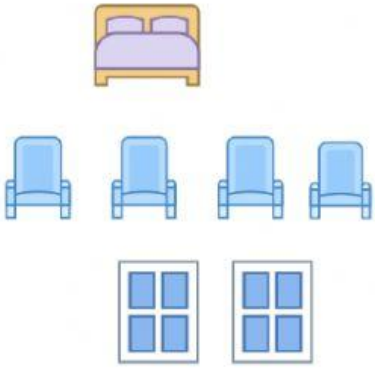

Let 's do it!

LIVEWORKSHEETS

5th grade

unit 2

TOday class: Comprender el uso del there is/there are para expresar cantidad.

3. Say if the sentences are true or false.

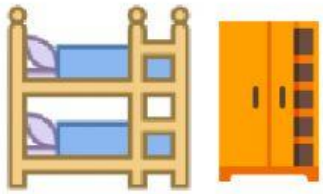 Bedroom	Bedroom	Bathroom
Kitchen	Living room	Garage

a. There is a bathroom. _ ___

b) There are two Garage. ____

c) There is a Kitchen. ____

d) There is a Bedroom. ____

Let 's do it!

LIVEWORKSHEETS

5th grade

unit 2

TOday class: Comprender el uso del there is/there are para expresar cantidad.

4. Describe the rooms of this house.

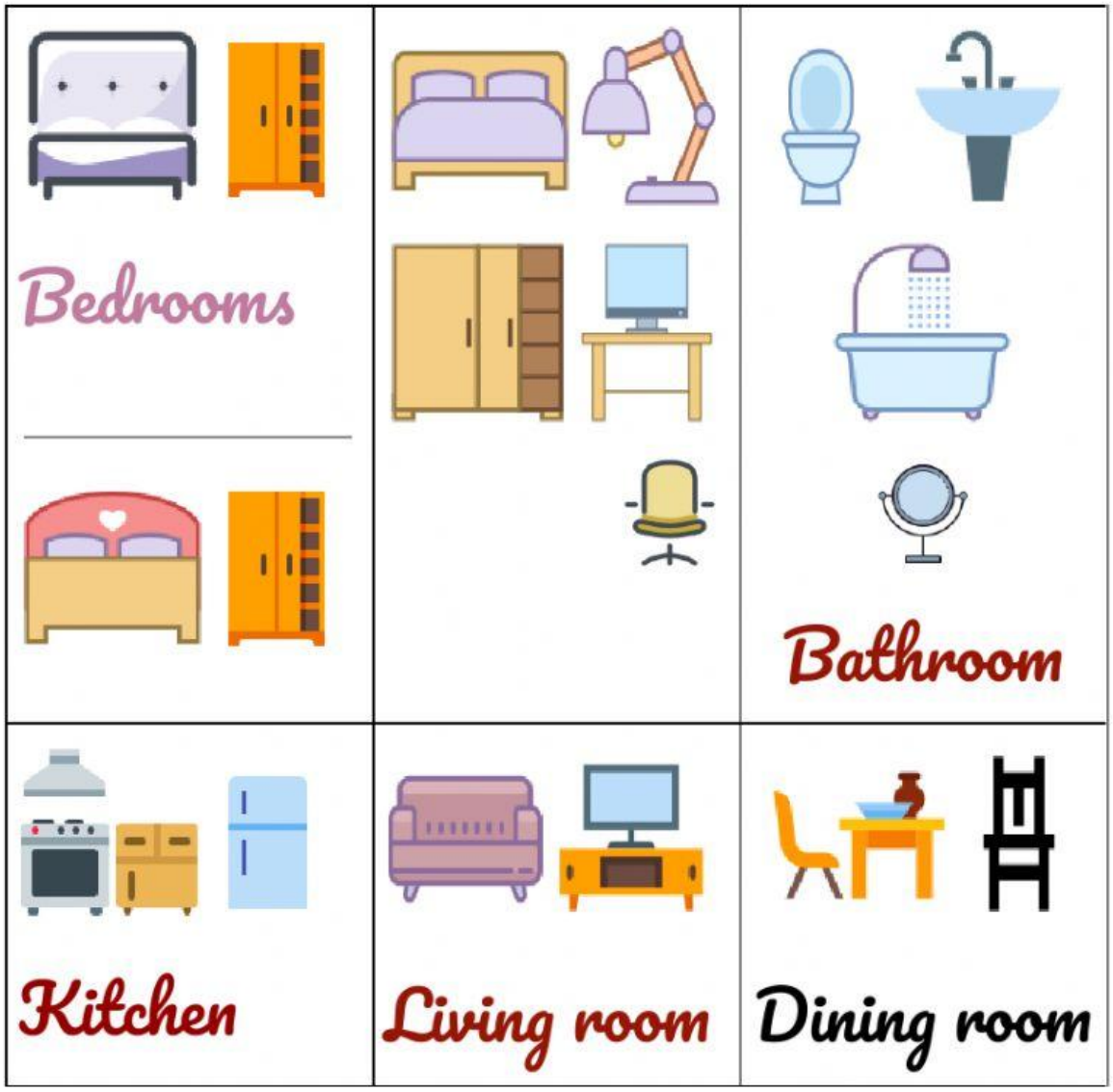

1. There is

Let 's do it!

LIVEWORKSHEETS

5th grade

unit 2

TOday class: Comprender el uso del there is/there are para expresar cantidad.

5. Draw a map of the rooms of your house and describe them.

Let 's do it!

LIVEWORKSHEETS