

Unit **2** MY HOUSE

THIS UNIT INCLUDES:

Vocabulary

- Types of house
- Rooms and furniture

Pronunciation

Final sounds: /s/ and /z/

Grammar

- Possessive case
- Prepositions of place

Skills

- Reading about rooms and furniture
- Describing houses, rooms and furniture
- Listening about someone's house
- Writing an email to a friend describing a house

Everyday English

Giving suggestions

GETTING STARTED

A look inside

1 Listen and read.

Mi: Wow! Your room looks so big, Nick.

Nick: It's Elena's room. She's my sister.

Mi: I see. Is there a TV behind you?

Nick: Yes, there is. Where do you live, Mi?

Mi: I live in a town house. And you?

Nick: I live in a country house. Who do you live with?

Mi: My parents and younger brother. We're moving to a flat next month!

Nick: Are you?

Mi: Yes. My aunt lives near there, and I can play with my cousin.

Nick: Are there many rooms in your new flat?

Mi: Yes, there are. There's a living room, three bedrooms, a kitchen and two bathrooms.



- 2** Which family members does Mi talk about? Put a tick (✓).

1. parents	✓
2. sister	
3. brother	
4. aunt	
5. cousin	

- 3** Read the conversation again. Complete each sentence with **ONE** word.

- Elena is Nick's _____.
- There is a _____ in Elena's room.
- Now Mi lives in a _____ house.
- Nick lives in a _____ house.
- Mi's new flat has _____ bedrooms.

- 4** Complete the word web. Use the words from the conversation and the ones you know.



- 5** Work in groups. Ask your friends where they live. Then report their answers.

A: Where do you live?

B: I live in a flat.

A CLOSER LOOK 1

Vocabulary

Rooms and furniture

- 1** Look at the house. Name the rooms in it.

hall
kitchen
bedroom
bathroom
living room



Unit 2 - My House 17



- 2 Name the things in each room in 1. Use the word list below. (You may use a word more than once.)**

lamp	toilet	picture
cupboard	sink	sofa
dishwasher	fridge	shower
chest of drawers		

- 3 Think of a room in your house. In pairs, ask and answer questions to guess it.**

Example:

A: What's in your room?

B: A sofa and a television.

A: Is it the living room?


B: Yes.

Pronunciation

Final sounds: /s/ and /z/

- 4 Listen and repeat these words.** 

lamps	cupboards
sinks	sofas
flats	kitchens
toilets	rooms

- 5 Listen to the conversation. Underline the final s in the words and put them into the correct column.** 

Mi: Mum, are you home?

Mum: Yes, honey. I'm in the kitchen. I've bought these new bowls and chopsticks.

Mi: They're beautiful, Mum. Where did you buy them?

Mum: In the department store near our house. They have a lot of things for homes.

Mi: Don't forget we need two lamps for my bedroom, Mum.

Mum: Let's go there this weekend.

/s/	/z/

Now practise the conversation with a partner.

A CLOSER LOOK 2

Grammar

Possessive case

Remember!

1. We use **'s** after a proper name.

Example: This is **Elena's** room.

2. We use **'s** after a singular noun.

Example: This is my **mum's** book.

- 1 Choose the correct answer.**

- My (grandmothers / grandmother's) house is in Ha Noi.
- This is my (sister's / sister') desk.
- My (cousin's / cousin) dad is my uncle.
- (Nam's / Nam') house is small.
- There are two bedrooms in (Ans / An's) flat.

2 Complete the sentences with the correct possessive forms.

1. Thuc Anh is _____ cousin. (Mi)
2. This is their _____ chair. (teacher)
3. Where is _____ computer? (Nick)
4. My _____ motorbike is in the garden. (father)
5. My _____ bedroom is next to the living room. (brother)


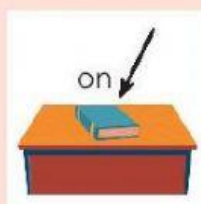
Prepositions of place



Remember!

Prepositions of place describe where people or things are.

These are some prepositions of place.



3 Write the correct preposition in the box under each picture. Say a sentence to describe the picture.

in on next to behind
in front of under between

Example:



1. on

The dog is on the chair.



2. _____



3. _____



4. _____



5. _____



6. _____



7. _____

- 4** Look at the picture and write T (True) or F (False) for each sentence. Correct the false ones.



Example:

The books are under the table. **F**

→ **The books are on the table.**

1. The dog is behind the bed. _____
2. The school bag is on the table. _____
3. The picture is between the clocks. _____
4. The cat is in front of the computer. _____
5. The cap is under the pillow. _____

5 GAME Memory challenge

Work in pairs. Look at the picture in 4 carefully, and then cover it. Ask and answer questions about the position of things in the picture.

Example:

A: Where are the books?

B: They're on the table.

COMMUNICATION

Everyday English

Giving suggestions

- 1** Elena and her mum are discussing how to decorate her bedroom. Listen and read the dialogue. Pay attention to the highlighted sentences. 

Elena: My bedroom isn't nice.

Mum: How about putting a picture on the wall?

Elena: Great idea, Mum.


Mum: Let's go to the department store to buy one.

- 2** Work in pairs. Make a similar dialogue. Remember to use the structures:

- **How about + V-ing?**
- **Let's + V.**

Living places

- 3** Mi tells Nick about her grandparents' country house. Look at the pictures of her grandparents' house and complete the sentences.



1. My grandparents live in a _____ house in Nam Dinh.
2. There _____ four rooms in the house and a big garden.
3. I like the living room. There _____ a big window in this room.
4. There are four _____ and a table in the middle of the room.
5. There are two family photos _____ the wall.

1 Complete each sentence so that it means the same as the sentence above.

1. I don't have a bookshelf in my bedroom.
There _____.
2. We have a sink, a fridge, a cooker and a cupboard in our kitchen.
There _____.
3. Mai has a notebook and it's on the table.
_____ is on the table.
4. The dog is in front of the microwave.
The microwave _____.
5. My favourite room in the house is the living room.
I like _____.



2 Answer these questions about your favourite room in your house.

1. What is your favourite room in your house?

2. What are the things in the room?

3. Why do you like this room?
