


# UNIT 7

## Not Too Small

### 1. PRE-READING



- Look at the picture. What do you see?
- Say the words.
- Watch your teacher write the words.
- Copy the words onto the picture.

## 2. READING

- Listen to your teacher read the story. Look at the pictures.
- Listen to your teacher read the story again. Look at the words.




Justin is 14 years old. He is a high school student.




He wants to play football at his school.



He goes to football practice. The boys are lifting weights.



Justin tries to lift the weights. He can't. He is too small.




The boys laugh. "You can't play football! You're too small!" they say.



Justin leaves football practice.




He is walking home. He is walking next to a lake.



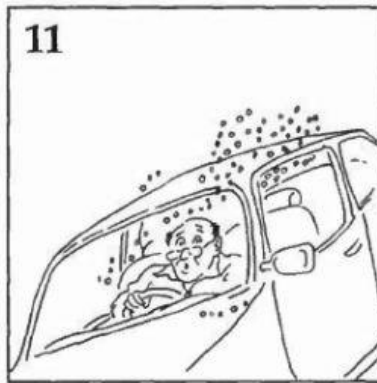
A car goes off the road.



It goes into the lake.



It goes under the water.




A man is in the car.




Justin jumps into the water. He swims to the car.




He opens the car door. He pulls the man out of the car.



Then he pulls him out of the water. The man is OK.




Justin can't lift weights. He is too small.



He can't play football. He is too small.



But he can swim,



and he can save a man's life. He is not too small.



- Read the story again.

## Not Too Small



Justin is 14 years old. He is a high school student. He wants to play football at his school.

He goes to football practice. The boys are lifting weights. Justin tries to lift the weights. He can't. He is too small.

The boys laugh. "You can't play football! You're too small!" they say.

Justin leaves football practice. He is walking home. He is walking next to a lake.

A car goes off the road. It goes into the lake. It goes under the water. A man is in the car.

Justin jumps into the water. He swims to the car. He opens the car door. He pulls the man out of the car. Then he pulls him out of the water. The man is OK.

Justin can't lift weights. He is too small. He can't play football. He is too small. But he can swim, and he can save a man's life. He is not too small.

### 3. PRONUNCIATION

What are the letters? What sounds can they make? Listen to your teacher. Say the words.

a / ay / ey
save
lake
say
play
they

a / au
at
can't
man
practice
laugh

a / o
water
small
walk
off

o / oa
OK
old
open
goes
home
road

o / oo / ou / u
to
too
school
you
student

### 4. SPELLING

Listen to your teacher say the words. Write the missing letters. Then copy the words.

- sc h o o l      school
- pla \_\_\_\_\_
- pra \_\_\_\_\_ t \_\_\_\_\_ ce
- bo \_\_\_\_\_ s
- sm \_\_\_\_\_ l \_\_\_\_\_
- wa \_\_\_\_\_ k

### 5. VOCABULARY

What do you see in the pictures? Write the words on the lines.

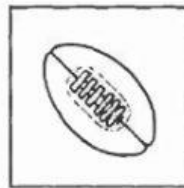
football      lake      weights      road      laugh      pull



1. lake




2. \_\_\_\_\_



3. \_\_\_\_\_



4. \_\_\_\_\_



5. \_\_\_\_\_



6. \_\_\_\_\_

---

## 6. COMPREHENSION

---

Who is it? What is it? Write your answer on the line.

Justin                      the boys                      the man                      the car

1. *He* is 14 years old. Justin
2. *It* goes under the water. \_\_\_\_\_
3. *They* tell Justin, "You can't play football." \_\_\_\_\_
4. *He* is in the car. \_\_\_\_\_
5. *He* is a high school student. \_\_\_\_\_
6. Justin pulls *him* out of the car. \_\_\_\_\_
7. *It* goes off the road. \_\_\_\_\_
8. *They* laugh at Justin. \_\_\_\_\_

---

## 7. SPEAKING

---

Listen to your teacher. Say the sentences. Then sing the sentences with your teacher. (The tune is "Happy Birthday.")

- |   |   |
|---|---|
| 1. He wants to lift weights<br>He wants to lift weights<br>He wants to lift weights<br>But he can't—he's too small. | 3. A car goes off the road<br>A car goes off the road<br>A car goes off the road<br>And goes into the lake. |
| 2. He walks out the door<br>He walks out the door<br>He walks out the door<br>And he starts walking home.           | 4. He jumps in the lake<br>He jumps in the lake<br>He jumps in the lake<br>And he saves the man's life.     |

---

## 8. WRITING

---

Your teacher will read four sentences from the song (in any order). Listen to each sentence. Then copy it on your own paper.