

# Unit 3 Things to eat

## Lesson 3

1. Supple the mini dialogue :

A : Excuse me . Do you want an apple ?

B : Yes , .....

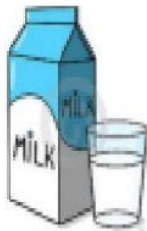
A : Excuse me . Do you want a peach ?

B : No , .....

## Lesson 4

1. Look and write

yogurt cheese milk butter



2. Match one part from "A" with the suitable part from "B"

A	B
a. Do you like milk ?	1. Yes, she does.
b. Does she like cheese ?	2. Yes, I do.
c. Do they like butter ?	3. No , he doesn't.
d. Does he like yogurt ?	4. Yes, they do.

## Unit 3 Things to eat

### 3. Rearrange the following words :

- you - Do - apple - an - want ?

.....

- you - No , - thank.

.....

- Do - like - milk - you ?

.....

- she - Does - like - cheese ?

.....

- like - Do - you - apples ?

.....

- I - peaches - like -

.....

- he - Does - like - butter ?

.....

### 4. Underline the correct words in brackets :

a. Steak is a good ( fruit - soup - food)

b. She wants tomato ( soup - salad - steak )

c. Do you like ( British - French - Italia ) fries ?

d. Apples are red or green ( vegetables - fruit - meat ).


e. What do you ( wait - say - want ) for lunch ?

f. I like ( orange - egg - spaghetti ) juice.


g. Milk and ( steak - eggs - cheese ) are dairy products.

## Unit 3 Things to eat

5. Look at the pictures and write the missing parts




a) I like eating .....



b) I like eating .....



c) I like drinking .....



d) It's .....



e) I like eating bread with ..... f) This is .....



6. Circle the odd one out

a. apple	b. pizza	c. orange	d. peach
a. pizza	b. steak	c. spaghetti	d. milk
a. steak	b. milk	c. cheese	d. yogurt
a. teacher	b. pilot	c. hospital	d. doctor
a. restaurant	b. park	c. school	d. nurse
a. want	b. have	c. delicious	d. like
a. He	b. I	c. She	d. my
a. happy	b. sad	c. excited	d. eat