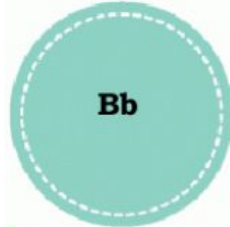
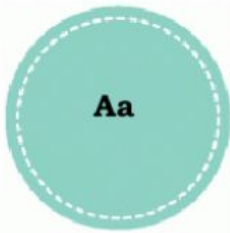




Exercise 9 : Look and circle the right pictures.



Exercise 10 : Look and write the missing letters.



b y

 p p l e

 t



Exercise 11 : Look ,read and match.



I can see a boy.




I can see an ant.



I can see an apple.



Exercise 1: Look , read and number.



giaodethitienganh.info

1- pencil

2- cap

3- book

4- bag



Exercise 2 : Look and write the missing letters.



b a b k p c i l



Exercise 3 : Look and circle.



a) cap b) bag

a) pencil b) bag

a) apple b) ant



a) bag b) book

a) ant b) apple

a) cap b) door



Exercise 4: Look and put a tick (✓)



This is my.....

1 bag

2 book


☐
☐

☐
☐

3 pencil

4 cap


☐
☐

☐
☐


Exercise 5 : Look , read and match.



It's a pencil.



It's a book.



It's a cap.



It's a bag.



It's a door.

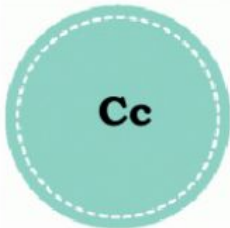
It's an apple.






Exercise 8: Look and circle.

giaodethienganh.info



Exercise 9 : Circle the right letters.



A B C



A B C



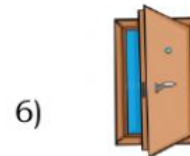
A B C



A B C



B C D



B C D



Exercise 10: Look and put a tick (✓) or cross (✗)

