LISTENING TEST_01

Name:.....

LIVEWORKSHEETS

Listening

PART 1 **Questions 1-5**

Play audio

For each question, choose the correct answer.

1. Where will Ben and Sally go after school?

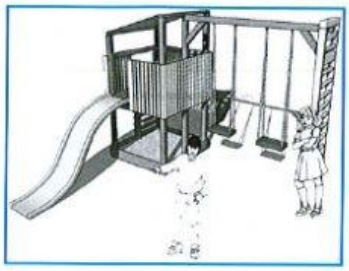

A

B

C

2. What time does the school sports day start?

A



B



C

3. What will Mary have for lunch?



A

B



C

LIVEWORKSHEETS

4. How much are the shoes?



A

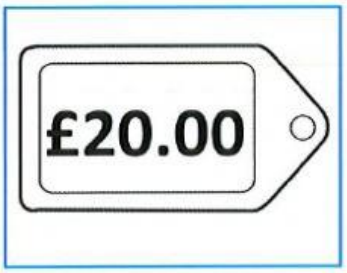

B

C

5. What was the weather like on Friday?

A

B

C

Listening Part 1 Exam Tips

- Read the question and then look at the three pictures.
- During the first listening, listen for information that goes with the pictures and then choose the correct answer.
- When you hear the listening the second time, read the question again and make sure that your answer is correct.
- When one of the speakers makes a suggestion, you should try to understand if the other speaker agrees or not.
- There are different ways to talk about **time**. You need to learn these different ways. (eg. '***a quarter past ten***' is the same as '***ten fifteen***'.)

LIVEWORKSHEETS

PART 2 Questions 6-10

For each question, write the correct answer in the gap. Write ONE WORD or a number or a date or a time.
You will hear a teacher talking to a group of students about a school calendar.

School Calendar

For next:	*year*
Start to sell calendars in:	**(6)** .....
Last date to enter competition:	**(7)** .....
Front picture will be:	**(8)** in .....
Total number of pictures:	**(9)** .....
Send your pictures to:	**(10)** Mrs .....

Listening Part 2 Exam Tips

- First, read and listen to the instructions. During the pause, read the title and the questions to find out what it is about.
- Now, read the notes carefully before listening. Look at the words just before and after each gap. Think what kind of information you need to write in each one.
- Here, you will need to listen for names, days, dates, places, phone numbers, websites and times. Read the notes carefully before listening so that you know what you should listen for.
- During the first listening, listen for any information that goes with the text and write it down.
- During the second listening, check again that your answers are correct.
- If a word is spelt out in the listening, make sure that you write it correctly on your answer sheet.
- Finally, make sure that you spell all the words correctly.

PART 3 Questions 11-15

For each question, choose the correct answer.

You will hear Sarah talking to her friend Tom about a school trip.

11 Where will they stay?
- **A** in a hotel
- **B** on a campsite
- **C** in a guest house

12 Sarah thinks a camping holiday
- **A** is like her usual holidays.
- **B** will be a nice change.
- **C** is better with families.

13 For Sarah and Tom, the holiday will be
- **A** expensive.
- **B** cheap.
- **C** free.

14 What will the weather be during their school trip?
- **A** rainy
- **B** sunny
- **C** cold

15 Where will they eat?
- **A** on the campsite
- **B** at a cafe
- **C** in the farm

Listening Part 3 Exam Tips

- Read the instructions in order to find out what the conversation is about.
- During the first listening, listen to what the conversation is about and choose the best answer for each question.
- When you listen again, check all your answers carefully.
- Synonyms, as well as Antonyms (words that have the opposite meaning) are important here, because the words in the listening text are often different from the words that you read in the questions.

LIVEWORKSHEETS

PART 4 Questions 16-20

For each question, choose the correct answer.

16 You will hear a boy talking to his friend about his holiday.
What didn't he like?
A Spanish food
B the weather
C German food

Play audio

17 You will hear two friends talking in a restaurant.
Why won't the girl order something sweet?
A She doesn't like sweet food.
B Eating sweet food makes her ill.
C She wants to stay thin.

18 You will hear two teachers talking outside a shop.
Why is the woman unhappy?
A The shop assistants didn't help her.
B The laptops were too expensive.
C The shop assistants weren't polite.

Listening Part 4 Exam Tips

- First, read each question and then the possible answers.
- Then, listen to each recording, to find out what the conversation is about and choose the best answer for each question.
- Use the second listening to check that you have chosen the correct answer.
- In some questions, you should listen for the main topic or the most important idea. Try to think about everything you hear. What does the person really mean?
- Finally, remember that in Part 4 the possible answers are ***not always in the same order*** as the information in the script.

19 You will hear a girl speaking on the phone.
What's the problem with her trainers?
A their size
B their colour
C their price

20 You will hear a boy talking to his sister.
What's the problem with his sister's suitcase?
A It was very expensive.
B It's too full and heavy.
C It can't fit in their father's car.

PART 5 Questions 21-25

For each question, choose the correct answer.

You will hear a boy talking to his friend about the lessons that he had today.
How does he describe each lesson?

Play audio

Example
0 Art [F]

School Subjects		Opinions
21 History	[ ]	A interesting
22 Mathematics	[ ]	B funny
23 Science	[ ]	C difficult
24 German	[ ]	D dangerous
25 Geography	[ ]	E boring
		F surprising
		G easy
		H useful

Listening Part 5 Exam Tips

- First, read to the instructions. Then, read the questions and think about what the conversation is about.
- The words in the first list can be people, days of the week, buildings, places, countries, towns, books, films, etc
- The words in the second list are from the same set of words (for example: *food, toys, colours, feelings, adjectives that describe situations, activities, etc).*
- Remember that in the second list, the words you **hear** are sometimes not the same as the words you **read**. For example, you might not hear the word ***funny*** but, instead, you may hear: *(it made me)* ***laugh***.
- During the first listening, find out what the conversation is about and choose the best answer for each question.
- Listen to the conversation again and check all your answers carefully.
- Finally, in case you do not know for sure what the correct answer is (in any part of the test), make sure you write an answer anyway.

LIVEWORKSHEETS