

---

---


# UNIT 5

## The Catch

---

### 1. PRE-READING


---




- Look at the picture. What do you see?
- Say the words.
- Watch your teacher write the words.
- Copy the words onto the picture.

## 2. READING

- Listen to your teacher read the story. Look at the pictures.
- Listen to your teacher read the story again. Look at the words.



Stephanie and Samantha are friends. Stephanie is nine years old, and Samantha is six.




They are sitting outside on a blanket.




The girls are sitting next to a big apartment building.



They look up.




A little boy is crawling out a window.



It is on the fourth floor.



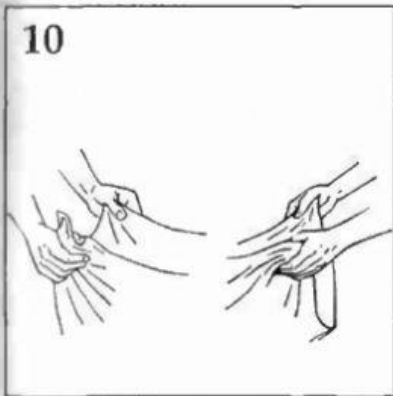
Stephanie and Samantha pick up the blanket



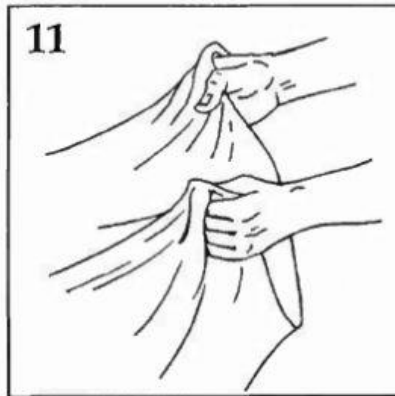
and run to the building.




They hold the blanket under the window.



Stephanie holds one side of the blanket, and Samantha holds the other side.




"Hold on tight," Stephanie tells Samantha.



The boy's head, shoulders, and arms are out the window.




He puts his leg out the window.




Then he falls.




Stephanie and Samantha catch him in the blanket.



Paramedics come.



The boy is fine. "Lucky boy," the paramedics say.



"Smart girls."



- Read the story again.

# The Catch



Stephanie and Samantha are friends. Stephanie is nine years old, and Samantha is six. They are sitting outside on a blanket.

The girls are sitting next to a big apartment building. They look up. A little boy is crawling out a window. It is on the fourth floor.

Stephanie and Samantha pick up the blanket and run to the building. They hold the blanket under the window. Stephanie

holds one side of the blanket, and Samantha holds the other side. "Hold on tight," Stephanie tells Samantha.

The boy's head, shoulders, and arms are out the window. He puts his leg out the window. Then he falls. Stephanie and Samantha catch him in the blanket.

Paramedics come. The boy is fine. "Lucky boy," the paramedics say. "Smart girls."

### 3. PRONUNCIATION

What are the letters? What sounds can they make? Listen to your teacher. Say the words.

k / ck / c	f	p	b	l	h
look pick luck catch come crawl	fine fall four floor friend	pick put up	big boy building blanket	later leg little lucky	hold head him

### 4. SPELLING


Write the word. Put the letters in the correct order.

- |         |                             |          |                             |
|---------|-----------------------------|----------|-----------------------------|
| 1. einn | <u>    nine    </u>         | 4. ookl  | <u>                    </u> |
| 2. sxi  | <u>                    </u> | 5. ybo   | <u>                    </u> |
| 3. gril | <u>                    </u> | 6. oorlf | <u>                    </u> |

### 5. VOCABULARY

What do you see in the pictures? Write the words on the lines.

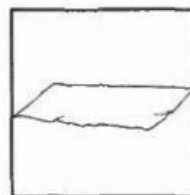
blanket      ~~fourth floor~~      crawl      shoulder      hold      paramedic



1. fourth floor



2.                     



3.                     



4.                     



5.                     



6.

---

## 6. COMPREHENSION

---

Who is it? What is it? Write the letter of your answer on the line.

- |   |                                      |
|---|--------------------------------------|
| 1. <i>They</i> are friends. <u>e</u>                | a. a big apartment building          |
| 2. <i>She</i> is nine years old. _____              | b. the paramedics                    |
| 3. The girls are sitting next to <i>it</i> . _____  | c. Stephanie                         |
| 4. <i>It</i> is on the fourth floor. _____          | d. the little boy                    |
| 5. The girls hold <i>it</i> under the window. _____ | <del>e. Stephanie and Samantha</del> |
| 6. The girls catch <i>him</i> . _____               | f. the blanket                       |
| 7. <i>They</i> say, "Lucky boy. Smart girls." _____ | g. the window                        |

---

## 7. SPEAKING

---

Say the sentences and act them out.<sup>1</sup>

1. Look up.
2. Pick up the blanket.
3. Run to the apartment building.
4. Hold the blanket.
5. Hold on tight.
6. Catch the boy in the blanket.

---

## 8. WRITING

---

Your teacher will say the sentences in Exercise 7 (in any order). Listen to each sentence. Then copy it on your own paper.

<sup>1</sup> The directions for this activity are on page 87.

