Amazing sculptures





"You can make anything out of ice," says Ian Foster. Ian is an ice sculptor. He carves animals, buildings and trees – all out of ice. The biggest ice sculpture he ever made was an entire castle.

Each sculpture begins with a piece of paper, a pencil and Ian's imagination. He makes drawings of the sculpture and imagines it from the front and back and from every side. Once he is happy with his idea, he starts to work with his tools on a big block of ice.

"I have to wear a thick coat and a fur hat to work, even when it's hot outside. The temperature in the studio is always freezing. Otherwise the sculpture wo It's like working in a big fridge."

Most of the sculptures are made for special occasions: weddings, town festivals or parties in big companies. The sculptures are taken to the party in refrigerated vans. Once they are taken out of the van and put on show, they begin to melt. However, the biggest sculptures will last for many hours before they turn into water.

Does Ian feel sad when his sculptures melt? "Not really," he says, "because I am already thinking about the next sculpture."

Melting ice is not a problem for Mike Evans. He is a sand sculptor.

Mike started making sand sculptures 24 years ago, and for the last 16 years sand sculpture has been his full-time job. He works with a team of sculptors. They travel all over the world to make sand art for festivals, shows, museums, zoos, shopping centres and big companies.

The team has made hundreds of sculptures, from small statues to a huge palace for a hundred people to have dinner inside. They never make the same sculpture twice. The team has won lots of prizes for their art. They also teach people how to make sand sculptures.





1 To make a sand sculpture, you need a wooden frame. First, fill the frame with sand, then use water to wet the sand. Press the sand down into the frame until the sand is hard.



2 Then remove the frame and start to carve the sand sculpture. Start at the top of the sculpture. You can use gardening tools, a stick and an ordinary knife to carve the sand.

LIVEWORKSHEETS

Vocabulary

3 Use the words from the text to complete the sentences.

1 Artists use their imagination to make beautiful things.
2 A _____ is an artist who carves things out of stone.
3 An ice sculptor _____ amazing things out of ice.
4 Ice sculptors start their sculptures with a big _____ of ice.
5 To make a big sand sculpture, you need a wooden _____.
6 You must _____ the green button to turn on the computer.
7 If you leave ice cream in a warm room, it will _____.
8 Big _____ usually have their offices in large cities.
9 Birthdays, weddings and festivals are all special _____.
10 My mum works in an office three days a week. She doesn't want a _____ job.

Reading comprehension

4 Write *True* or *False*.

1 Ian Foster makes sculptures out of ice. True
2 He wears a T-shirt at work because it's hot. _____
3 His sculptures begin to melt when they are put on show. _____
4 Ian is very sad when his sculptures melt. _____
5 Mike Evans started making sand sculptures last year. _____
6 His team makes sand sculptures all over the world. _____
7 They make the same sculptures all the time. _____
8 You don't need special tools to make a sand sculpture. _____

6 Write short answers.

1 Does Ian Foster make ice sculptures of animals? Yes, he does.
2 Has he ever made a castle out of ice? _____
3 Do ice sculptures last many days? _____
4 Is sand sculpture Mike Evans' hobby? _____
5 Does Mike work with other sculptors? _____
6 Do we know how many sculptors work with Mike? _____
7 Can you use an ordinary knife to make a sand sculpture? _____
8 Do you need to make the sand wet when you make a sand sculpture? _____

LIVEWORKSHEETS