

Name: \_\_\_\_\_ Date: \_\_\_\_\_

**Mathematics  
Area Worksheet**

1. Find the area of each rectangle.

a) Length = 8 yd  
Width = 9 yd

Area = \_\_\_\_\_ yd<sup>2</sup>

b) Length = 9.2 mi  
Width = 7.5 mi

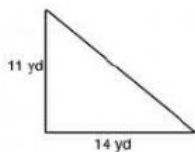
Area = \_\_\_\_\_ mi<sup>2</sup>

c) Length = 13 in  
Width = 12 in

Area = \_\_\_\_\_ in<sup>2</sup>

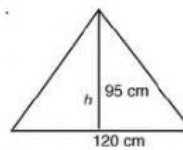
2. Calculate the area of the shapes below.

a)




Area = \_\_\_\_\_ yd<sup>2</sup>

b)



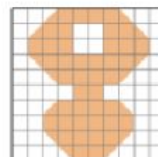
Area = \_\_\_\_\_ cm<sup>2</sup>

c)



Area = \_\_\_\_\_ cm<sup>2</sup>

d)



Area = \_\_\_\_\_ cm<sup>2</sup>

3. Read the word problem. Estimate to find which answer makes sense.

**A rectangle is 20 m long and 12 m wide. What is the area?**

about 70 m<sup>2</sup>

about 140 m<sup>2</sup>

more than 200 m<sup>2</sup>

**The area of a square is 144 cm. What is the length of each side?**

about 12 cm<sup>2</sup>

about 35 cm<sup>2</sup>

more than 40 cm<sup>2</sup>

Created by: Ms. Antonia Bain