MINISTERIO DE EDUCACIÓN | Gobierno del Encuentro | Juntos lo logramos

LEOVIGILDO LOAYZA LOAYZA" BACHILLERATO HIGH SCHOOL

Dirección Distrital 07D04 Balsas-Marcabeli-Piñas.

Piñas - El Oro - Ecuador.

TEST ONE.					
ÁREA:	**English Foreign Language**	**WEEK**	**July, - - 2022.**		
COURSE:	**9th**	**PARALLEL**	"A, B"	**SUBJECT**	**English**
WORKING DAY	**Morning.**	**WEEK**	TWO		
TEACHER	**Lic. Libia Cuenca Cevallos.**	**STUDENT´S NAME:**			

INSTRUCTIONS.

This is a test to evaluate your knowledge and abilities in the English Area. Work carefully so that you can solve it correctly.

IN ORDER TO RESPOND:

- Read the question carefully.
- Draw a circle around the letter corresponding to the answer that you consider correct.
- Solve the test with neatness and organization.
- Avoid copying; remember that fraudulent behavior is penalized.
- Review the test before delivery.
- Do not use correctors, do not accept blots or smudges, use blue or black spheres.
- Each item is 1 point.

INSTRUCCIONES.

Esta es una prueba para evaluar sus cocimientos y habilidades en el Área de Inglés. Trabaje con atención para que puedas resolverla correctamente.

PARA RESPONDER:

- Lea cuidadosamente la pregunta.
- Dibuje un círculo alrededor de la letra correspondiente a la respuesta que consideres correcta.
- Resuelva la prueba con pulcritud y organización.
- Evite la copia, recuerde que una conducta fraudulenta es penalizada.
- Revisar la prueba antes de entregar.
- Cada ítem es 1 punto.

No usar correctores, no se aceptan manchones ni borrones, usar esfero azul o negro.

EFL 4.3.1. Understand main points in short simple texts on familiar subjects.

I.EFL.4.11.1. Learners can understand main ideas and some details in short simple online or print texts on familiar subjects, using contextual clues to help identify the most relevant information. (Example: title, illustrations, organization, etc.) (I.2, I.4)

Organize information using facts and details in order to illustrate diverse patterns and structures in writing. (Example: cause and effect, problem and solution, general-to-specific presentation, etc.) EFL 4.4.8 CC

Learners can convey and organize information through the use of facts and details and by employing various stages of the writing process. REF. (I.EFL.4.17.1.) (I.1, I.3, S.4, J.2, J.4)

LIVEWORKSHEETS

PERSONAL INFORMATION.

1. Correo electrónico

   .....

2. Apellidos y Nombre del Estudiante.

   .....

3. Class: * 9th EGB,
   Parallel: *

4. **READ THE PERSONAL INFORMATION AND CHOOSE THE CORRECT OF BE VERB FORM IN PRESENT. (AM - IS – ARE)**

My name .....Libia.

I ..... your Teacher.

I ..... from Ecuador.

My favourite colour ..... red.

My favourite subject ..... English.

My favourite sport ..... bolleyball.

My phone number ..... 0994331621.

LIVEWORKSHEETS

GRAMMAR

5. MATCH THE CORRECT PERSONAL PRONOUNS IN THE BLANK. (I- YOU- HE- SHE- IT- WE- THEY)

Personal Subject Pronouns

Replace the words in bold with the correct subject pronoun.

Example:
The chef is Italian
He 's from Naples.



The aliens are from another planet but ____ are nice.

This is **my** treasure map. ____ am a pirate.

The witch is cooking. ____ 's as green as her soup.

This is for **you**! ____ are **my** Valentine.

The cave man is big. ____ is strong, too.

The turkey is ready. ____ is very fat.

The zombie is scary. ____ 's hungry.

The presents are in the sack. ____ are heavy.

The monster is small. ____ is friendly.

The Viking is angry. ____ is ready to fight.

The bats are around his head. ____ are big.

You and John are dirty in this picture but ____ look happy.

My name is Trident. ____ am a little devil.

Jack, Rose and I are best friends. ____ are in the same class.

His name is Brutus. ____ is a bulldog.

My name is Dr Frank Stein. ____ 'm a scientist.

Julie is happy. ____ 's at a party.

The condor is on a tree. ____ is really ugly.

Jim and I are brothers. ____ 're very alike.

LIVEWORKSHEETS

6. SELECT THE APPROPRIAITE PERSONAL PRONOUNS.

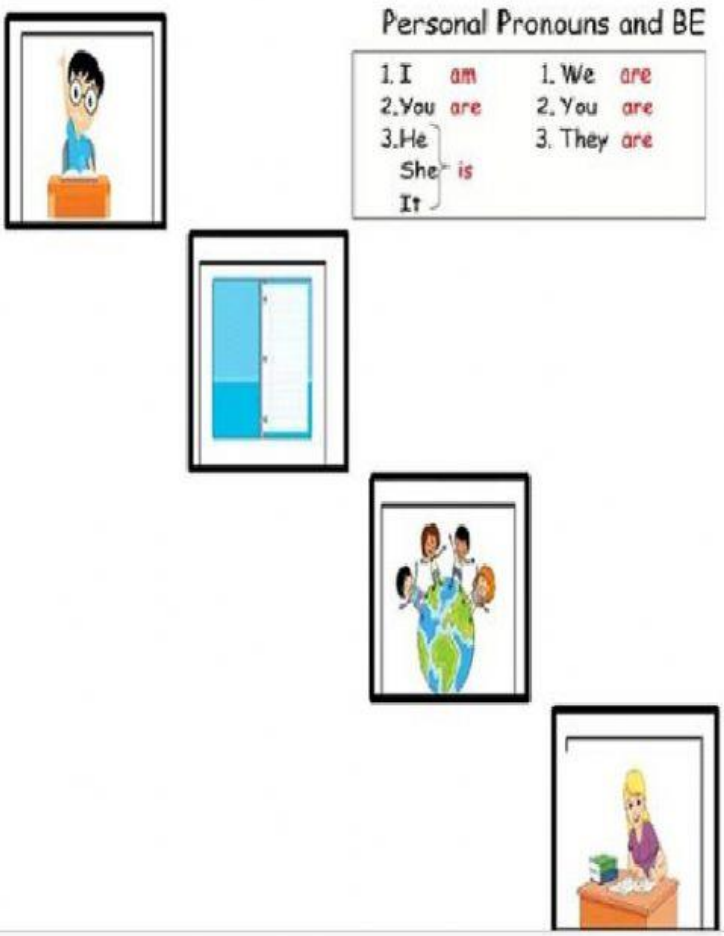

Marca solo un óvalo por fila.

	He	It	They	She
Fila 1	◯	◯	◯	◯
Fila2	◯	◯	◯	◯
Fila 3	◯	◯	◯	◯
Fila 4	◯	◯	◯	◯

LIVEWORKSHEETS

7. FILL IN THE BLANKS WITH AM, IS, ARE.

Example: _Are_ you the boss?

1. - Terry and Linda _____ from Armenia.

2. - Alan's friends _____ doctors.

3. - I _____a diligent student.

4. - Mr. Jackson _____ a pianist.

5. - Sarah_____a nurse.

8. Write A Or AN.

Example: __A__ book. __AN__ elephant.

1 _____ Eye

2 _____ Apple

3 _____ Kite

4 _____ Egg

5 _____ Dog

9. Write the following numbers in letter.

Example:

20: Twenty

33 _____ **44** _____ **61** _____ **87** _____

LIVEWORKSHEETS

VOCABULARY:

10. ORDER THE FOLLOWING WORDS AND WRITE THEM.

1.-	ODOG RONMING	Good Morning
2.-	ELOHI	
3.-	DOOG ATRENOFON	
4.-	GODO INGVEEN	
5.-	OODG THIGN	
6.-	OGDO EYB	

11. USE THESE LABELS TO NAME THE PARTS OF THE BODY.

Head Mouth Chest Fingers Arm Foot

Nose Neck Stomach Leg Hand Toes

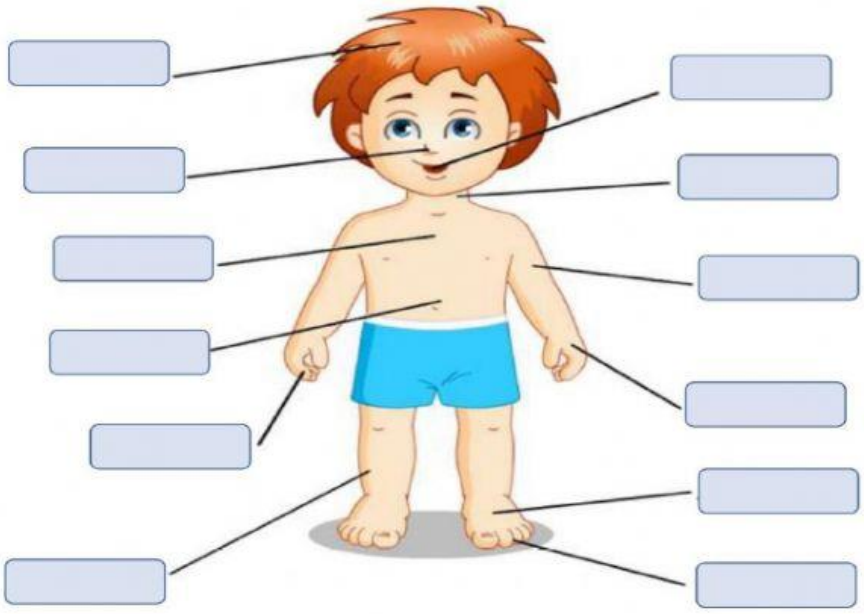

Student´s Signature

MADE BY	REVIEWED BY	APPROVED BY
Lic. Libia Cuenca Cevallos. **English Teacher**	Lic. Elio Galarza. **Coordinadora de CTP**	MGS. Servio Ramirez. **Vice- Rector**

LIVEWORKSHEETS