

---

---

# UNIT 2

## The Surprise

---

### 1. PRE-READING


---



- Look at the picture. What do you see?
- Say the words.
- Watch your teacher write the words.
- Copy the words onto the picture.

## 2. READING


- Listen to your teacher read the story. Look at the pictures.
- Listen to your teacher read the story again. Look at the words.



Amy is sad.



She has a boyfriend. His name is Ian.



Ian is far away.



He is working in Australia, and Amy lives in England.



She misses him.




Amy wants to see Ian.



She buys a plane ticket to Australia.



She is going to visit Ian, but she doesn't tell him.



It is a surprise.



Ian is sad, too. He misses Amy.




He wants to see her.



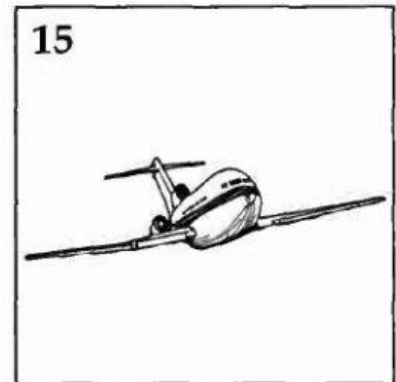
He buys a plane ticket to England.



He is going to visit Amy, but he doesn't tell her.



It is a surprise.




Ian flies to England.



He goes to Amy's apartment. She is not there. Where is she?



She is at Ian's apartment in Australia.

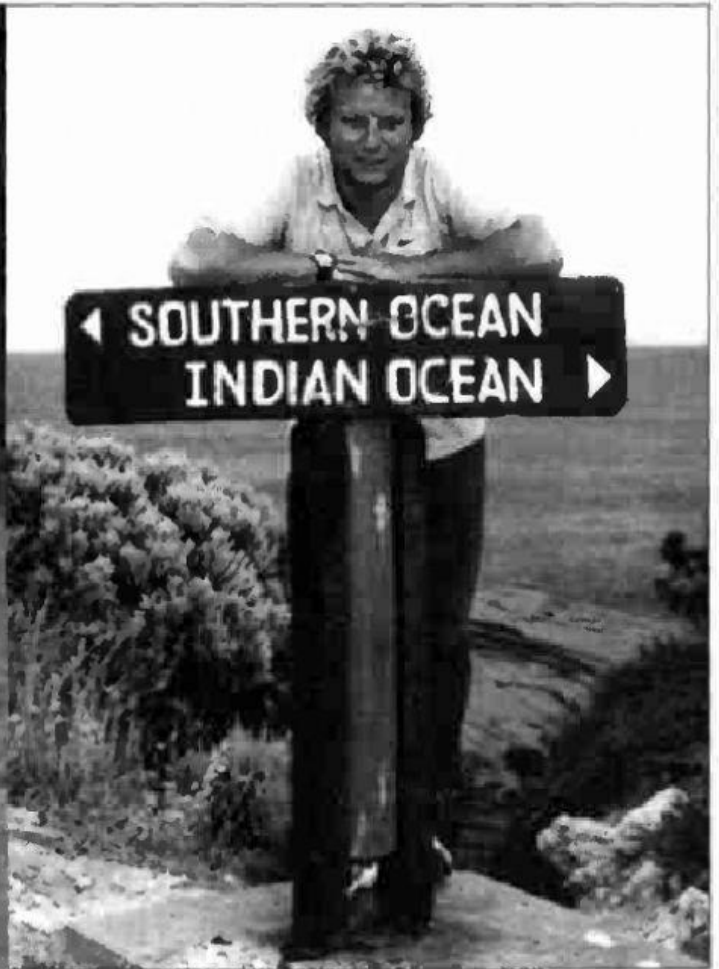


What a surprise for Amy!  
What a surprise for Ian!



- Read the story again.

# The Surprise



**A**my is sad. She has a boyfriend. His name is Ian. Ian is far away. He is working in Australia, and Amy lives in England. She misses him.

Amy wants to see Ian. She buys a plane ticket to Australia. She is going to visit Ian, but she doesn't tell him. It is a surprise.

Ian is sad, too. He misses Amy. He wants to see her. He buys a plane ticket to

England. He is going to visit Amy, but he doesn't tell her. It is a surprise.

Ian flies to England. He goes to Amy's apartment. She is not there. Where is she? She is at Ian's apartment in Australia. What a surprise for Amy! What a surprise for Ian!

### 3. PRONUNCIATION

What are the letters? What sounds can they make? Listen to your teacher.  
Say the words.

i	a	a / u	a / o	e / ee
is in it him	at and sad	a what but	want not	she he see

### 4. SPELLING

Listen to your teacher say the words. Write the missing letters. Then copy the words.

- bo \_y fri \_e nd     boyfriend
- f \_ \_ r     \_\_\_\_\_
- mi \_ \_ s     \_\_\_\_\_
- t \_ \_ ll     \_\_\_\_\_
- b \_ \_ y     \_\_\_\_\_
- \_ \_ lan \_ \_     \_\_\_\_\_

### 5. VOCABULARY

What do you see in the pictures? Write the words on the lines.

far away     plane ticket     Australia     surprise     England



- plane ticket
- \_\_\_\_\_
- \_\_\_\_\_



- \_\_\_\_\_
- \_\_\_\_\_

---

## 6. COMPREHENSION

---

Which sentence is correct? Circle a or b.

1. a. Amy is happy.  
   **(b.)** Amy is sad.
2. a. Her brother, Ian, is far away.  
   b. Her boyfriend, Ian, is far away.
3. a. Ian is working in Australia.  
   b. Ian is on vacation in Australia.
4. a. Ian drives to England.  
   b. Ian flies to England.
5. a. Ian sees Amy in England.  
   b. Ian doesn't see Amy in England.
6. a. It is a bad surprise.  
   b. It is a good surprise.

---

## 7. SPEAKING

---

Ian misses Amy, and Amy misses Ian. Do you miss someone or something?

Tell your teacher what you miss. Your teacher will write your name and your answer on the board. For example:

Ornela	my mother's cooking
Mirna	my brother
Jorge	the busy life in my city

---

## 8. WRITING

---

On you own paper, write five sentences with the information on the board. For example:

Ornela misses her mother's cooking.  
Mirna misses her brother.  
Jorge misses the busy life in his city.