PRACTICE

1. Look and put a tick ( ) or a cross( ).

ball

bike

book

bed

2. What's next? Look and circle the correct word.

1



book
ball

2

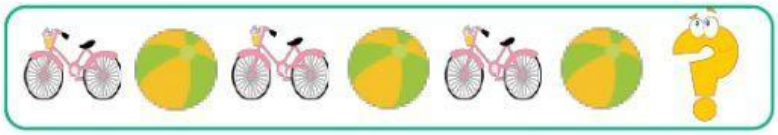

ball
bike

3

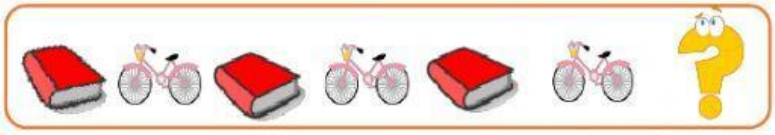

bike
book

2. Look and number the picture.

1.bike 2. Bill

3. ball 4. book



LIVEWORKSHEETS

4. Fill in the missing letter.

1.

b_ok

2.

_all

3.

bi_e

4.

b_ll

5. Look and match

- Bye, Bill
- Hi, Bill

6. Write YES or NO.

1.

This is a book. ____

2.

This is a ball. ____

3.

This is a bike. ____

4.

This is Bill. ____

LIVEWORKSHEETS

7. Match the word with the pictures.

book

ball

bike

LIVEWORKSHEETS