

**LEOVIGILDO LOAYZA LOAYZA" BACHILLERATO HIGH SCHOOL**  
**Dirección Distrital 07D04 Balsas-Marcabeli-Piñas.**

Piñas - El Oro - Ecuador.

TEST ONE.					
ÁREA:	English Foreign Language	WEEK	July, - - 2022.		
COURSE:	8th	PARALLEL	"A, B, C, D"	SUBJECT	English
WORKING DAY	Morning.	WEEK			
TEACHER	Lic. Libia Cuenca Cevallos.	STUDENT'S NAME:			

**INSTRUCTIONS.**

This is a test to evaluate your knowledge and abilities in the English Area. Work carefully so that you can solve it correctly.

**IN ORDER TO RESPOND:**

- Read the question carefully.
- Draw a circle around the letter corresponding to the answer that you consider correct.
- Solve the test with neatness and organization.
- Avoid copying; remember that fraudulent behavior is penalized.
- Review the test before delivery.
- Do not use correctors, do not accept blots or smudges, use blue or black spheres.
- Each item is 1 point.

**INSTRUCCIONES.**

Esta es una prueba para evaluar sus conocimientos y habilidades en el Área de Inglés. Trabaje con atención para que pueda resolverla correctamente.

**PARA RESPONDER:**

- Lea cuidadosamente la pregunta.
- Dibuje un círculo alrededor de la letra correspondiente a la respuesta que considere correcta.
- Resuelva la prueba con pulcritud y organización.
- Evite la copia, recuerde que una conducta fraudulenta es penalizada.
- Revisar la prueba antes de entregar.

No usar correctores, no se aceptan manchones ni borrones, usar esfero azul o negro.

**EFL 4.3.1. Understand main points in short simple texts on familiar subjects.**

I.EFL.4.11.1. Learners can understand main ideas and some details in short simple online or print texts on familiar subjects, using contextual clues to help identify the most relevant information. (Example: title, illustrations, organization, etc.) (I.2, I.4)

**Organize information using facts and details in order to illustrate diverse patterns and structures in writing. (Example: cause and effect, problem and solution, general-to-specific presentation, etc.) EFL 4.4.8 CC**

Learners can convey and organize information through the use of facts and details and by employing various stages of the writing process. REF. (I.EFL.4.17.1.) (I.1, I.3, S.4, J.2, J.4)

PERSONAL INFORMATION.

1. Your email \* .....

2. Full Names .....



3. Class: \* 8th EGB,  
Parallel: \*



4. Read the personal information and write the correct of be verb form in present. (am - is – are)

My name .....Libia.

I ..... your Teacher.

I ..... from Ecuador.

My favourite colour ..... red.

My favourite subject ..... English.

My favourite sport ..... bolleyball.

My phone number ..... 0994331621.





# GRAMMAR

5. MATCH THE CORRECT PERSONAL PRONOUNS IN THE BLANK. (I- YOU- HE- SHE- IT- WE- THEY)

## Personal pronouns - subject

				
1. <b>Peter</b> is in the bathroom. <b>He</b> is in the bathroom.	2. <b>Daisy</b> is a nice girl. _____	3. My <b>brother</b> is intelligent. _____	4. <b>Sarah</b> is a student. _____	5. <b>The calculator</b> is red. _____
				
6. <b>School supplies</b> are expensive. _____	7. <b>Tim's drawing</b> is cute. _____	8. <b>Peter</b> is my cousin. _____	9. <b>Mary and I</b> are friends. _____	10. <b>Crayons</b> are colourful. _____
				
11. <b>You and Mary</b> are students. _____	12. <b>The school bus</b> is yellow. _____	13. <b>These chairs</b> are comfortable. _____	14. <b>His pet</b> is a dog. _____	15. <b>John</b> is carrying some books. _____
				
16. <b>The fire truck</b> is red. _____	17. <b>Mary</b> loves computers. _____	18. <b>These flowers</b> are pink. _____	19. <b>Tom and I</b> are going home. _____	20. <b>Lucy</b> is reading. _____

6. SELECT THE APPROPRIATE PERSONAL PRONOUN ACCORDING TO THE IMAGE.



HE THEY



HE SHE



I THEY



THEY HE



SHE HE



SHE I



I THEY



SHE HE

7. WRITE THE FOLLOWING NUMBERS IN LETTER.

Example: 21: TWENTY-ONE



4 \_\_\_\_\_



9 \_\_\_\_\_



16 \_\_\_\_\_



20 \_\_\_\_\_



**8. SELECT THE CORRECT NUMBER.**

NUMBERS.	LETTERS.
	<p>TWENTY / TWELVE / TWO.</p>
<p>Popular Large Breed Dogs</p> 	<p>ONE / THIRTEEN / FIFTEEN</p>
	<p>TWO / SIXTEEN / ELEVEN</p>
	<p>THREE / SEVEN / FIVE</p>
	<p>THIRTEEN / EIGHTEEN / FOURTEEN</p>
	<p>FOURTEEN / SIX / SEVEN</p>

9. SELECT AND DROP EN THE RIGHT BLOUSE COLOUR OF YOUR ENGLISH TEACHER FROM MONDAY TO FRIDAY.



MONDAY	
TUESDAY	
WEDNESDAY	
THURSDAY	
FRIDAY	

10. READ AND CHOOSE THE BEST OPTION.



BLUE  
RED  
YELLOW



PINK  
PURPLE  
YELLOW



ORANGE  
GREEN  
BLUE




RED  
GREEN  
PURPLE



PINK  
ORANGE  
YELLOW














PURPLE  
BLUE  
RED



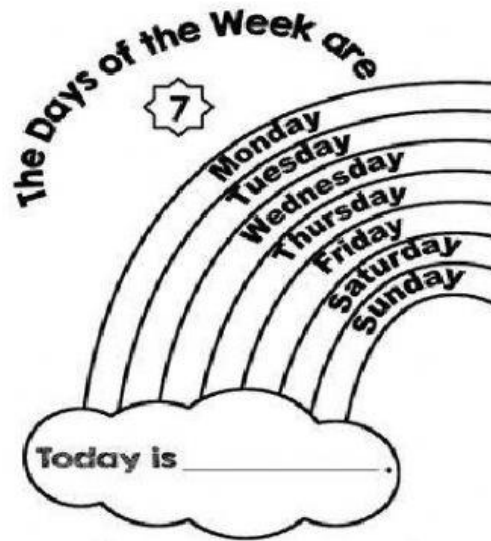
RED  
PURPLE  
GREEN

11. LISTEN TO THE COLOUR AND MATCH.



**VOCABULARY:**

12. Paint the rainbow with their respective colors and at the bottom write the day that is today.



13 Write in order the months of the years in the word bank.

October- February- December- April- July- May- January- November- June- September-March-August

1		2		3		4	
5		6		7		8	
9		10		11		12	

Student's Signature

MADE BY	REVIEWED BY	APPROVED BY
 Lic. Libia Cuenca Cevallos. English Teacher	 Lic. Elio Galarza. Coordinadora de CTP	 MGS. Servio Ramirez. Vice- Rector