

A. Look at the pictures. Then, complete the blank spaces with the correct season. (Mirar a las fotos, Luego, completar los espacios en blanco con la estación del año correcta.)



It's Spring

B. What are they doing? Find the correct word and complete the sentences. Use the words from the box. There's one extra word you don't need to use. (¿Qué están haciendo? Encontrar la palabra correcta y completar las oraciones. Usar las palabras del cuadro. Hay una palabra que no necesitarás usar.)

listening sleeping doing watching eating



1 My sister is \_\_\_\_\_ her homework.



3 We're \_\_\_\_\_ TV.



2 She's \_\_\_\_\_ her dinner.

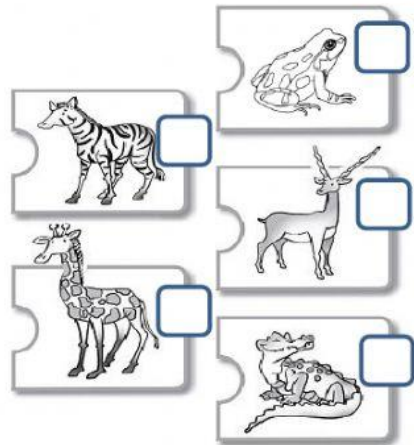


4 We're \_\_\_\_\_ to music.

C. Write the animals in the correct way and match the pictures with the numbers. (Escribir los nombres de los animales correctamente y enumerar los dibujos.)

1 elidooccr  
crocodile  
.....  
2 telanpeo  
.....  
3 braze  
.....

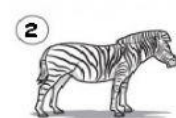
4 effragi  
.....  
5 gorf  
.....



D. Read the questions and choose the correct answer. (Leer las preguntas y elegir la respuesta correcta.)



What can monkeys eat?



What can zebras eat?




What can tigers eat?



What can birds eat?

E. Write the times in full form. Use the words from the box. There's one extra time you don't need to use. (Escribir las horas de los relojes en su forma completa. Usar las horas que se mencionan en el cuadro. Hay una hora extra que no necesitarás usar.)

three o'clock   seven 'clock   half past eight   ~~half past ten~~   half past five   two o'clock



- 1 It's half past ten. ....      2 .....
- 3 .....      4 .....
- 5 .....      6 .....

F. Look at Maria's daily routine. Write sentences. Use the words from the box. (Mirar a la rutina diaria de María. Escribir oraciones como el ejemplo número 1. Usar las palabras del cuadro.)

brushes her teeth   catches the bus   has breakfast   ~~gets up~~



Maria gets up at 5:30.




G. Look at the table and write Yes (like) or No (don't like). Then, write sentences about you, using "I like... / I don't like...". (Mirar a las tablas y leer las palabras. Escribir Yes (sí) o No (no). Luego, escribir oraciones acerca de ti, usando "I like (me gusta) / I don't like (no me gusta).")

1	Dancing	No
2	Surfing	
3	Roller skating	
4	Singing	

- 1 *I don't like dancing.* \_\_\_\_\_
- 2 \_\_\_\_\_
- 3 \_\_\_\_\_
- 4 \_\_\_\_\_

H. Complete the blank spaces with the correct word. Use the words from the box. (Completar los espacios en blanco con la palabra correcta. Usar las preposiciones y los objetos de la casa que se mencionan en el cuadro.)

under   on   ~~in~~   next to   /   armchair   bed   table



0. Where are the clothes?

They're in the wall.

1. Where are the shoes?

They're \_\_\_\_\_ the \_\_\_\_\_.

2. Where is the red t-shirt?

It's \_\_\_\_\_ the \_\_\_\_\_.

3. Where is the bed?

It's \_\_\_\_\_ the \_\_\_\_\_.

