



What is your occupation?

SUBJECT: English  
GRADE: 3<sup>rd</sup>  
DATE: June 27<sup>th</sup>- July 1<sup>st</sup>  
TEACHER: Gloria Peña  
Novoa

### I. EXPECTED LEARNING:

COMPETENCE	PERFORMANCE	PURPOSE	ATTITUDES
C1: SE COMUNICA ORALMENTE EN INGLÉS	2. Deduce información y señala las características de personas, animales, objetos, lugares de su entorno inmediato y comunidad; así como el significado de palabras, frases y expresiones básicas en textos orales de estructura simple en inglés (modal verb can - yes / No questions and answers; coordinating conjunctions - and, but; verb to be; present simple; action verbs; wh-questions - what time, what, where, when, how often; there is / are; prepositions - in, on, under, between, next to).	Señalar características significado palabras y de	Apoya incondicionalmente a personas en situaciones comprometidas o difíciles.

### II. ASSESMENT:

CRITERIA	EVIDENCES	TOOLS
Point and say the meaning and characteristics of the words	Worksheet Oral participation	Check list

### III. SEQUENCE OF ACTIVITIES:

- Teacher greets the students.
- Teacher asks what occupations they remember from last week.
- Teacher asks ss to write the occupation in singular and plural.
- Teacher explains how to use They are
- Students listen and complete the sentences with the teacher's help.
- Teacher gives the instruction to read the dialogue and then create a new one
- Students create their dialogue and perform it in class.
- Students complete the exercise in class writing and answering questions.
- Teacher explains the new grammar structure.
- Students complete the sentences with the teacher.
- Students evaluates themselves.

### BIBLIORAPHY

- Let's go 2 – third edition – oxford.



LET'S PRACTICE

- Write Jobs and occupations in singular and plural.

Singular

Plural


*They're* dentists

*They're* = They  
are

- Answer the questions following the examples.



Who are **they**?



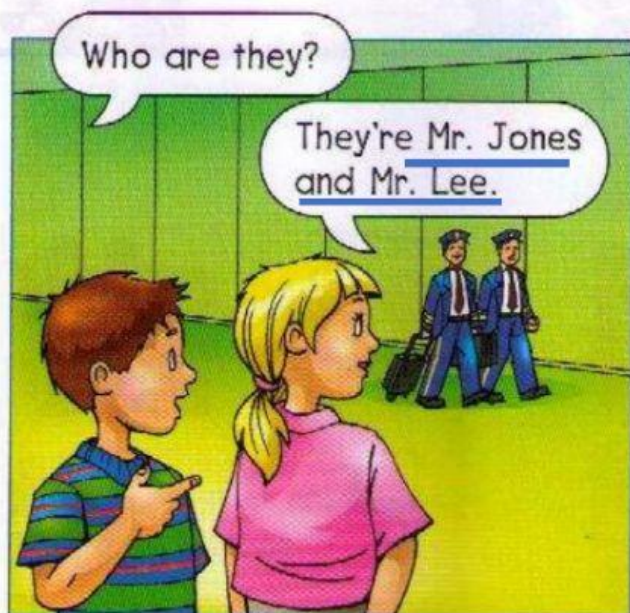
They are students







2. Read the dialogue and practice with a partner



Ms. Adams and Mr. White



Mr. Gray and Ms. Johnson



Mr. and Mrs. Brown



Mr. Baker and Mr. Simmons

3. Create a new dialogue






4. Now make a question and give an answer.



1. teachers



2. police officers



3. doctors



4. pilots



5. engineers



6. train conductors



7. firefighters



8. taxi drivers



9. students



10. dentists

Who are they?

1. They are \_\_\_\_\_

2. \_\_\_\_\_

3. \_\_\_\_\_

4. \_\_\_\_\_

5. \_\_\_\_\_

6. \_\_\_\_\_

7. \_\_\_\_\_

8. \_\_\_\_\_

9. \_\_\_\_\_

10. \_\_\_\_\_

5. ASK AND ANSWER

Are

they

farmers?

Yes,

they

are

No,

they


are

not


1.



2.



3.



SELF ASSESMENT

Paint the stars evaluating your work.



Oral expression

I can create a dialogue



The lesson was easy

