

Name: \_\_\_\_\_ 2nd grade / Group: \_\_\_\_\_ Period 3

School: \_\_\_\_\_ CCT: \_\_\_\_\_

I. Listen  carefully and write  the correct answer on the line. There is an example.

materials	window	bean plant	seeds	cotton	week
-----------	--------	------------	-------	--------	------

E.g. First, gather the materials.

- Next, put water on the cotton balls and place the \_\_\_\_\_ balls in the plastic cup.
- Then, place the bean \_\_\_\_\_ over the cotton balls.
- After that, set and leave the cup near a \_\_\_\_\_ for sunlight.
- Finally, the \_\_\_\_\_ will start to grow.
- You will see your plant in about one \_\_\_\_\_.



II. Read and match  the parts of the book, use different colors. There is an example.

E.g. spine

6. cover

7. illustrator

8. illustration

9. title

10. author





III. Write  the fruit names. Use the words from the box. There is an example.

Bananas	Watermelons	Apples	Carrots	Limes	Pears
---------	-------------	--------	---------	-------	-------


E.g. Bananas  are long and yellow. Monkeys love to eat them.

11. \_\_\_\_\_  are sweet and juicy. They can be green or yellow.

12. \_\_\_\_\_  are round and green. We use them to make lemonade.

13. \_\_\_\_\_  are long and orange. Rabbits like to eat them.

14. \_\_\_\_\_  are red inside and have black and white seeds.

15. \_\_\_\_\_  are sweet and sometimes sour. They can be red, green or yellow.

IV. Write  the missing words to form questions about experiments. There is an example.

E.g. ~~this~~ / ~~What~~ / is      What \_\_\_\_\_ is this      ?

16. ~~What~~ / need? / ~~do~~ / you      What do \_\_\_\_\_ ?

17. you / do / ~~do~~ / ~~What~~ / first      What do \_\_\_\_\_ ?

18. you / ~~do~~ / ~~What~~ / do / next      What do \_\_\_\_\_ ?

19. ~~What~~ / ~~do~~ / last / you / do      What do \_\_\_\_\_ ?

20. you / ~~do~~ / ~~What~~ / see      What do \_\_\_\_\_ ?