



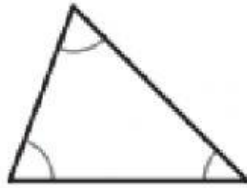
Concept CW_Grade-6_Geometry

Classification of Triangles by Angles

Instructions: For each triangle, mark the box that matches its type when classifying by angles.

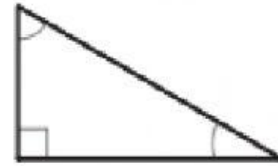
1

- Acute
 Right
 Obtuse



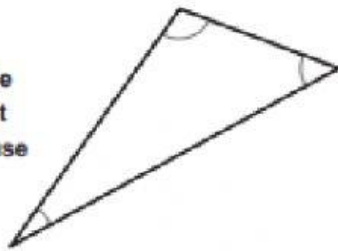
2

- Acute
 Right
 Obtuse



3

- Acute
 Right
 Obtuse



4

- Acute
 Right
 Obtuse



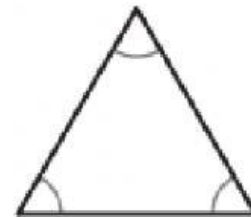
5

- Acute
 Right
 Obtuse



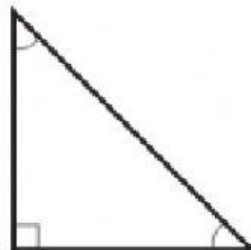
6

- Acute
 Right
 Obtuse



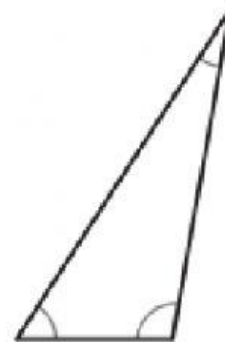
7

- Acute
 Right
 Obtuse



8


- Acute
 Right
 Obtuse



Instructions: For each triangle, mark the box that matches its type when classifying by sides. The marks on the sides of the triangles show when two sides are "congruent" or the same length.

1

- Equilateral
 Isosceles
 Scalene



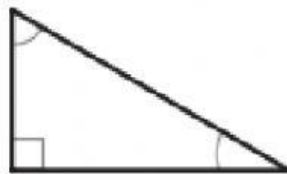
2

- Equilateral
 Isosceles
 Scalene



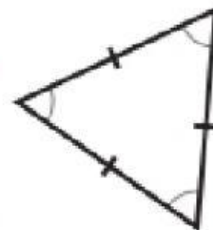
3

- Equilateral
 Isosceles
 Scalene



4

- Equilateral
 Isosceles
 Scalene



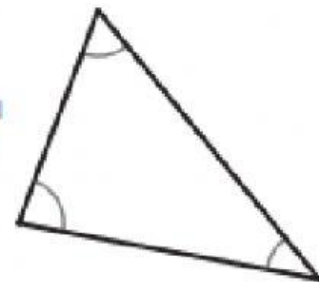
5

- Equilateral
 Isosceles
 Scalene



6

- Equilateral
 Isosceles
 Scalene



7

- Equilateral
 Isosceles
 Scalene



8

- Equilateral
 Isosceles
 Scalene

