



HELLO CLASS! TODAY WE ARE GOING TO PRACTICE A BIT MORE ABOUT THE PARTS OF A BOOK'S COVER.

1. DRAG THE NAME TO THE CORRECT BOX


TITLE AUTHOR PICTURE BACK COVER FRONT COVER
SUMMARY ABOUT THE BOOK



TITLE	AUTHOR	PICTURE	BACK COVER	FRONT COVER	PUBLISHER
SUMMARY ABOUT THE BOOK COMMENTS ABOUT THE BOOK					




TITLE	AUTHOR	PICTURE	BACK COVER	FRONT COVER	PUBLISHER
SUMMARY ABOUT THE BOOK			COMMENTS ABOUT THE BOOK		



ANSWER THE QUESTIONS

1. What's the title of the book?
2. Who is the author?
3. What is the publisher?
4. Describe the picture
5. What do you think the book is about?
6. Who are the characters?

TITLE	AUTHOR	PICTURE	BACK COVER	FRONT COVER	PUBLISHER
SUMMARY ABOUT THE BOOK			COMMENTS ABOUT THE BOOK		



ANSWER THE QUESTIONS

1. What's the title of the book?
2. Who is the author?
3. What is the publisher?
4. Describe the picture
5. What do you think the book is about?
6. Who are the characters?

3. Write the different parts of a book cover

