












English for Children

First, listen to the number, then write it as a number inside the rectangle, and lastly write it as a word.

	<div></div>
	<div></div>
	<div></div>
	<div></div>
	<div></div>
	<div></div>
	<div></div>
	<div></div>
	<div></div>
	<div></div>
	<div></div>

