MEMBERS OF THE FAMILY

SUBJECT: English
GRADE: 1st
DATE: June 20th – 24rd
TEACHER: Gloria Peña Novoa

I. EXPECTED LEARNING:

COMPETENCE	PERFORMANCE	PURPOSE	ATITUDES
C1: SE COMUNICA ORALMENTE EN INGLÉS	1. Recupera información explícita en los textos orales que escucha en inglés, en situaciones comunicativas específicas, con vocabulario conocido; para ello, se apoya en lenguaje audiovisual, gestos y expresiones corporales del emisor.	**Recupera información de textos orales**	Apoya incondicionalmente a personas en situaciones comprometidas o difíciles.

II. ASSESMENT:

CRITERIA	EVIDENCES	TOOLS
Listen and identify information	Oral participation Listening activities	Check list

III. SEQUENCE OF ACTIVITIES:

- Teacher greets the students
- Students review the colors with a video.
- Students practice the vocabulary of colors.
- Teacher presents a video about the family vocabulary
- Student watch the video and pronounce the words
- Students practice the pronunciation
- Teacher explains the topic in the practice
- Students listen and identify members of the family in the pictures
- Students listen and complete the practice
- Students listen and match the picture
- Students listen and color the pictures
- Students color a family picture and put their name on.
- Students evaluate themselves

IV. BIBILOGRAPHY

https://quizlet.com/pe/598739900/body-parts-flash-cards/
https://www.youtube.com/watch?v=rsxhDJhZ8kk

LIVEWORKSHEETS

VOCABULARY

This is my family

LIVEWORKSHEETS

LET'S PRACTICE

1. Listen and circle tick ✓ or a cross ✗

1

2 

3

4 

5

6 

2. Listen and match the pictures.

1

2

3

4

5

LIVEWORKSHEETS

3. Listen and Color



SELF ASSESMENT

Paint the stars evaluating your work.

Oral expression	
Puedo explicar las partes del cuerpo	☆ ☆ ☆ ☆
La clase estuvo fácil para mi	☆ ☆ ☆ ☆

LIVEWORKSHEETS

4. Listen the names of the family and color.

LIVEWORKSHEETS