GREENFIELD SCHOOL
Happy School ; an education from the heart within

Cambridge Assessment International Education
Cambridge International School

Cambridge Primary Mathematics 3
Unit 9 – 16

Cambridge Primary Programme

Name: …… Class: …… Date: ……

REVISION

1. Which of these numbers should NOT be in the box? Circle the answer.

Multiples of 2
2, 7, 9, 14, 22, 54, 67

Multiples of 5
10, 21, 35, 42, 56, 78, 100

2. There are three toy cars in a pack.
   a. How many toy cars in:
      (i) two packs? Ans: ……..
      (ii) eight packs? Ans: ……..
      (iii) ten packs? Ans: ……..
   b. I need 12 toy cars. How many packs should I buy?
      Ans: ……..

3. There are two tigers, two elephants and four zebras drinking at a water hole.
   How many legs are there?
   Ans: ……..

4. Draw and name these 2D shapes.

	Name	**Draw**
a. I have six sides of equal length. I have no right angles.		

LIVEWORKSHEETS

b. I have four sides and four right angles. Both pairs of opposite sides are equal in length. One pair of sides is longer than the other.		
c. I have six sides, not all of equal length.		
d. I have three sides. I have one right angle.		
e. I have three sides and no right angle.		
f. I have five sides, not all of equal length.		
g. I have four sides of equal length. I have four right angles.		

LIVEWORKSHEETS

5. Look at the compass and the grid then answer the questions below.



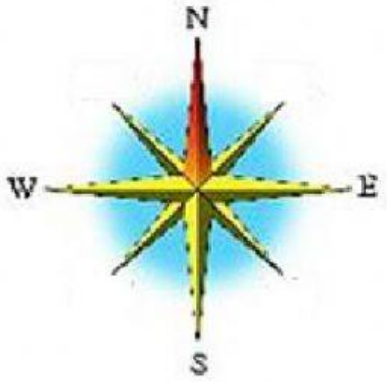

a. Start at A, go West 2 squares, go North 3 squares.

   Where are you? _____ .

b. Start at B, go East 1 square, go North 2 squares, go West 1 square, go North 2 squares.

   Where are you? _____ .

c. Start at C, go South 3 squares, go East 2 squares.

   Where are you? _____ .

6. Draw a line of symmetry on each shape.

A B C K

D E I M

LIVEWORKSHEETS

7. **Name and write the properties of each shape.**

Properties of 3D Shapes

Faces:
Vertices:
Edges:
_____

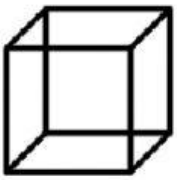

Faces:
Vertices:
Edges:
_____

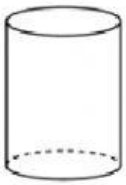

Faces:
Vertices:
Edges:
_____

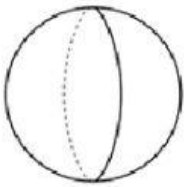

Faces:
Vertices:
Edges:
_____

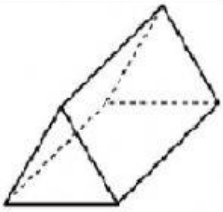

Faces:
Vertices:
Edges:
_____

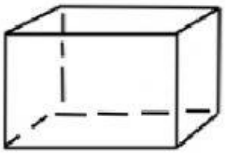

Faces:
Vertices:
Edges:
_____



Faces:
Vertices:
Edges:
_____

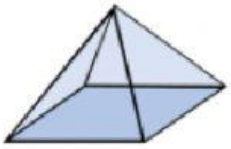

Faces:
Vertices:
Edges:
_____

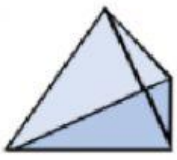

LIVEWORKSHEETS