

## Smart Start 4. Theme 1. Numbers

### Lesson 4 - HOMEWORK



#### Exercise 1: Drag and drop

ten	twenty-five	thirty	twelve
forty	five	fifty	forty-five
twenty	One hundred	fifteen	thirty-five

5	?	40	?	50	?
15	?	30	?	100	?
20	?	12	?	25	?
10	?	35	?	45	?

#### Exercise 2: Mark True or False

- Twenty plus six is twenty-six. ☐
- Thirty-five plus seven is thirty. ☐
- Forty-two plus five is forty-five. ☐
- Sixty-one plus ten is seventy-one. ☐
- Seventeen plus sixty is seventy. ☐

6. Eighty plus twenty is one hundred.
7. Ninety-two plus three is ninety-five.
8. Fifty plus forty-three is sixty.

### Exercise 3: Look and write



1) How many squares can you see?

.....



2) How many stars can you see?


.....



3) How many triangles can you see?

.....

### Exercise 4: Count and write the number



1. How many circles? \_\_\_\_\_

2. How many triangles? \_\_\_\_\_

3. How many rectangles? \_\_\_\_\_

4. How many squares? \_\_\_\_\_

### Part 3

- 2 questions -

Listen and tick (✓) the box. There is one example.

Example

How many squares can the girl see?



A ☒



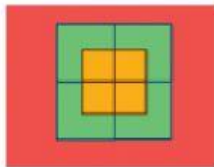
B ☐



C ☐

Questions

① Which picture can the girl see?



A ☐



B ☐




C ☐


② What can the girl see?



A ☐



B ☐



C ☐