



INGLÉS - 2º 1º ETP (UNIT 1)

## VERB TO BE - AFFIRMATIVE (+)

1) Choose the correct option. (Elegí la opción correcta)

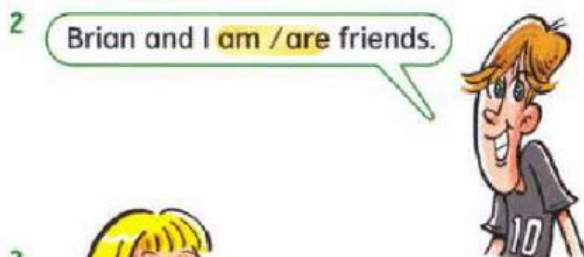
- She \_\_\_\_\_ fourteen years old.
- You \_\_\_\_\_ my best friend.
- We \_\_\_\_\_ friends.
- He \_\_\_\_\_ my favourite singer.
- It \_\_\_\_\_ a cat.
- Laura and I \_\_\_\_\_ friends.
- I \_\_\_\_\_ ten years old.
- My computer \_\_\_\_\_ new.
- They \_\_\_\_\_ actors
- Chris \_\_\_\_\_ American.

2) Write He's, She's or It's (escribí He's, She's o It's)

- 1 (Zoe)      She's happy.  
2 (Brian)      ..... clever.  
3 (the CD)      ..... new.

- 4 (the girl)      ..... tall.  
5 (the mouse)      ..... grey.  
6 (the man)      ..... a teacher.

3) Click the correct word. (Hacé click a la palabra correcta)





## VERB TO BE - NEGATIVE

1) Choose the correct option. (Elegí la opción correcta)

- My dad \_\_\_\_\_ a doctor.
- Harry Potter films \_\_\_\_\_ boring.
- I \_\_\_\_\_ Russian.
- Alex and Marco \_\_\_\_\_ brothers.
- We \_\_\_\_\_ in Bariloche.
- My dog \_\_\_\_\_ small.
- The prisoners \_\_\_\_\_ free.
- The banana \_\_\_\_\_ a fruit.
- That pencil \_\_\_\_\_ black.
- I \_\_\_\_\_ an old person.

2) Read and write negative and affirmative sentences. (Leé y escribi oraciones en negativo y afirmativo)

- 1 Brian is tall. No, Brian isn't tall. He 's short.
- 2 The cat is black. No, the cat \_\_\_\_\_ black. It \_\_\_\_\_ grey.
- 3 Corky is a girl. No, Corky \_\_\_\_\_ a girl. He \_\_\_\_\_ a boy!
- 4 Zoe is ten. No, Zoe \_\_\_\_\_ ten. She \_\_\_\_\_ nine.
- 5 The box is big. No, the box \_\_\_\_\_ big. It \_\_\_\_\_ small.
- 6 Dave is silly. No, Dave \_\_\_\_\_ silly. He \_\_\_\_\_ funny!

## VERB TO BE - INTERROGATIVE (?)

1) Choose the correct option. (Elegí la opción correcta)

- \_\_\_\_\_ you sisters?
- \_\_\_\_\_ he a French teacher?
- \_\_\_\_\_ she your girlfriend?
- \_\_\_\_\_ I elegant?
- \_\_\_\_\_ we in the park?
- \_\_\_\_\_ it delicious?
- \_\_\_\_\_ we happy?
- \_\_\_\_\_ they your pets?
- \_\_\_\_\_ my mother at home?
- \_\_\_\_\_ the book boring?



2) Click the correct word. (Hacé click en la palabra correcta)

1 I'm / Am I a teacher?

2 You're / Are you ten?

3 I'm / Am I eight.

4 I'm / Am I good?

5 You're / Are you OK.

6 I'm / Are you a bird?

3) Click the correct word. (Hacé click a la palabra correcta)

1. \_\_\_\_ it old?

Am

Is

Are

5. \_\_\_\_ we short?

Am

Is

Are

2. \_\_\_\_ she thin?

Am

Is

Are

6. \_\_\_\_ they fat?

Am

Is

Are

3. \_\_\_\_ he young?

Am

Is

Are

7. \_\_\_\_ you fit?

Am

Is

Are

4. \_\_\_\_ I tall?

Am

Is






















Are





## Adjectives for likes and dislikes

1) Listen and click the correct face. (Escuchá haciendo click en el parlante y hacé click en la carita correcta)

1.			
2.			
3.			
4.			
5.			
6.			
7.			
8.	