

Cambridge Primary Programme

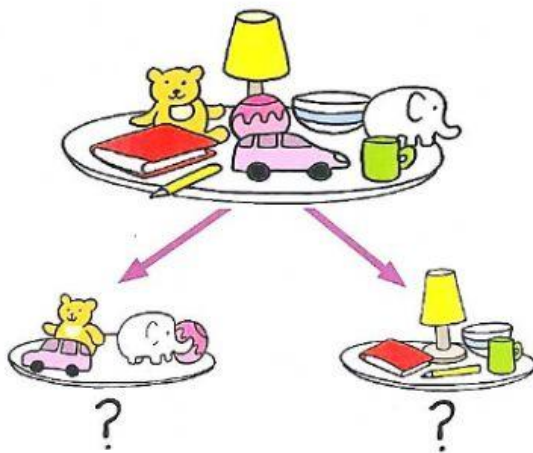
Name: _____

Date: _____

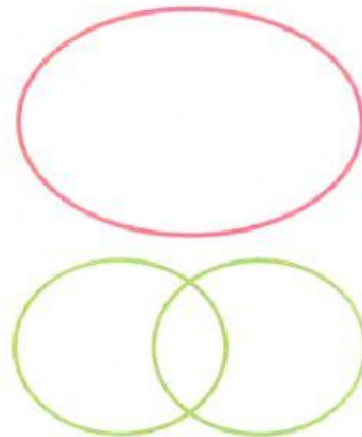
Class: _____



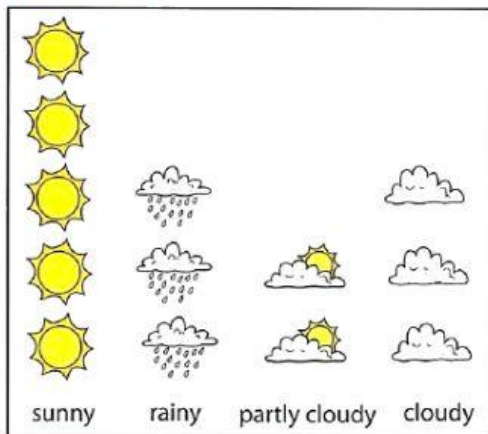
SORTING



VENN DIAGRAM




pictogram



Apple						
Banana						
Grapes						
Orange						

Block graphs





1. Write the numbers in the right place on these Venn diagrams.

a

odd numbers

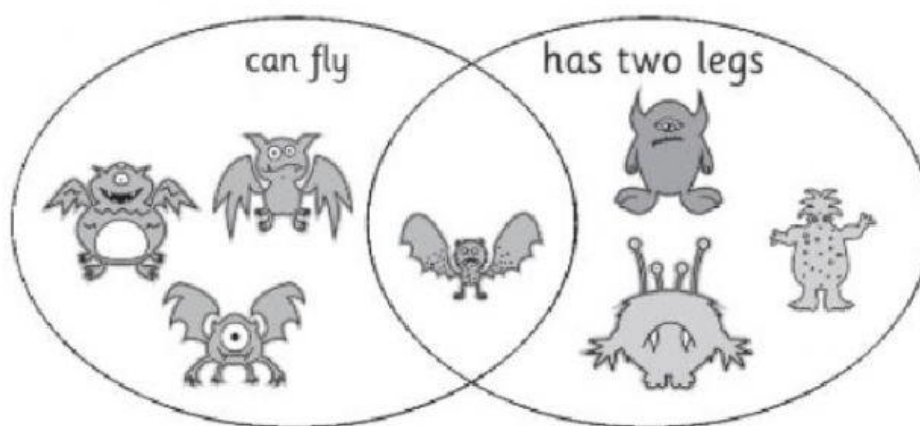
18
3
7 11
9
13 14
12
20 6
15 17 19

b

even numbers

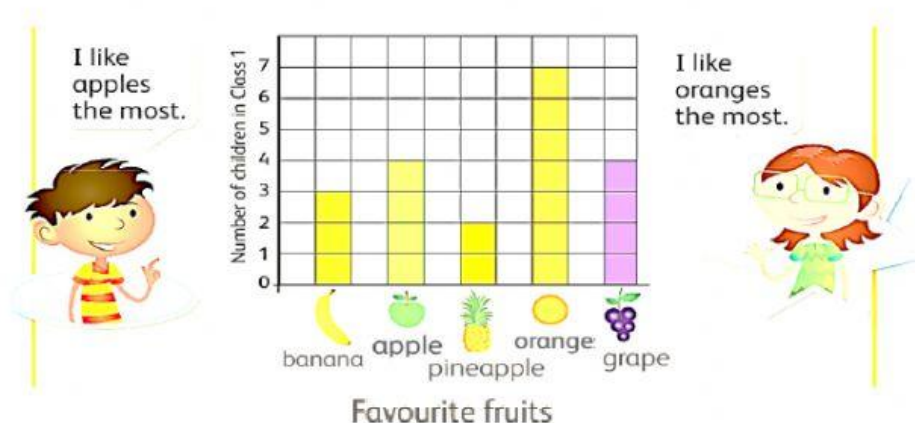
18
3
7 11
9
13 14
12
20 6
15 17 19

2. Look at the Venn diagram and answer these questions.



- (a) How many monsters which have 2 legs?
- (b) How many monsters which can fly?
- (c) How many monsters which can fly and have 2 legs?
- (d) How many monsters are there altogether?

3. This block graph shows the favourite fruits of the children in Class 1. Look at the block graph and answer these questions.



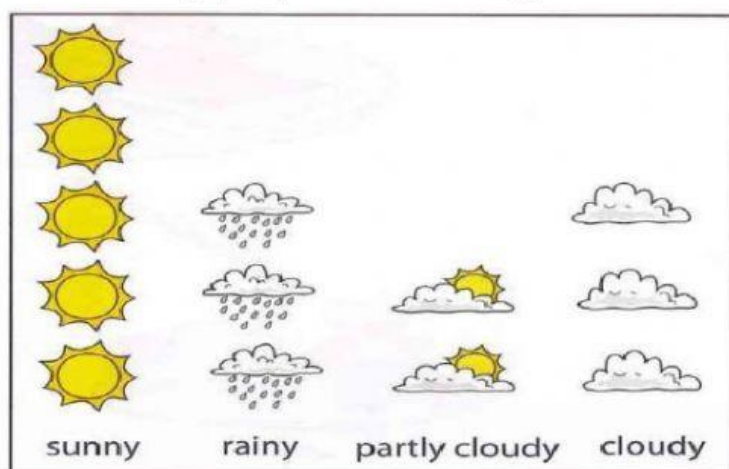
- (a) How many children like bananas?
- (b) How many children like grapes and bananas altogether?
- (c) How many children like apples and pineapples altogether?

4. This pictogram shows the number of cakes sold by a baker in five days. Look and answer these questions.



- How many cakes were sold on Monday?
- How many cakes were sold altogether?
- How many cakes were sold on Tuesday and Wednesday altogether?

5. How many people like each type of weather?



- How many people like sunny days?
- How many people like rainy days?
- How many people like partly cloudy days and cloudy days altogether?