Cambridge Assessment International Education
Cambridge International School

Cambridge Primary Programme

CAMBRIDGE PRIMARY MATHEMATICS 1

REVISION 9

Name: _____ Date: _____ Class: _____

SORTING



VENN DIAGRAM

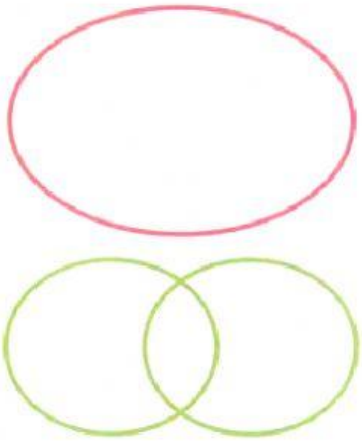

pictogram

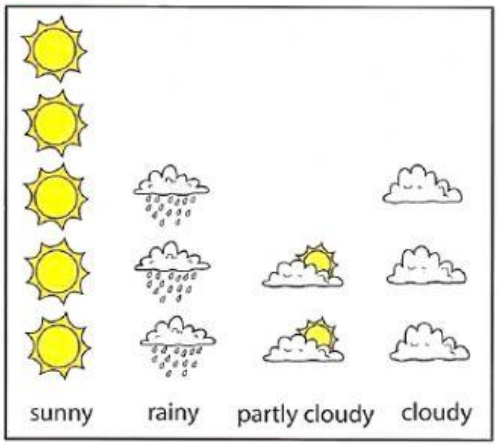

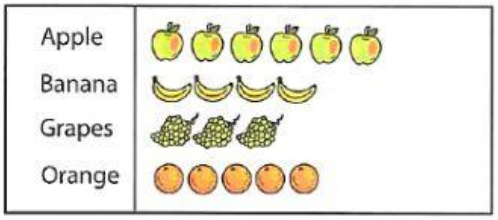

Block graphs



LIVEWORKSHEETS

Let's practice

1. **Write the numbers in the right place on these Venn diagrams.**

a

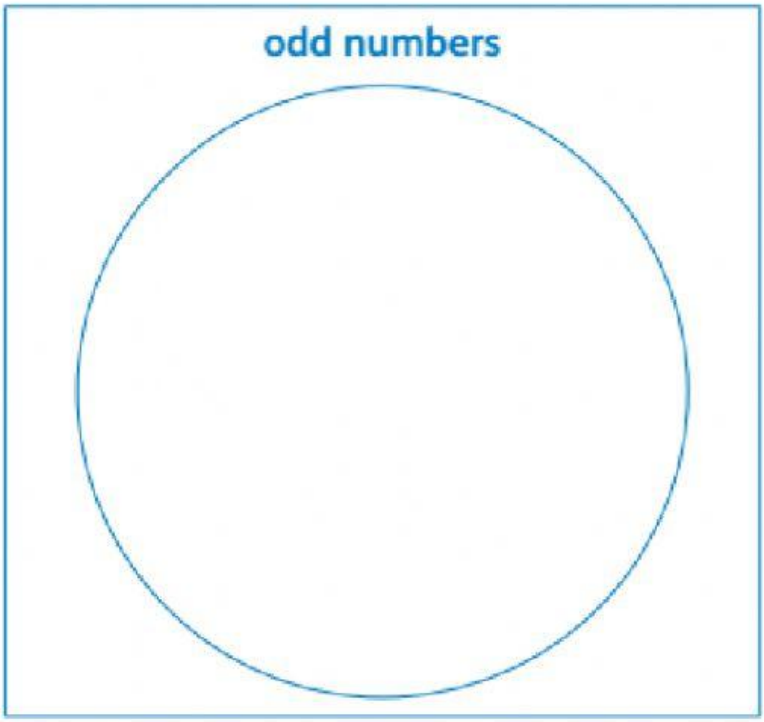

18 3 7 11 9 14 13 12 6 20 17 19 15

b

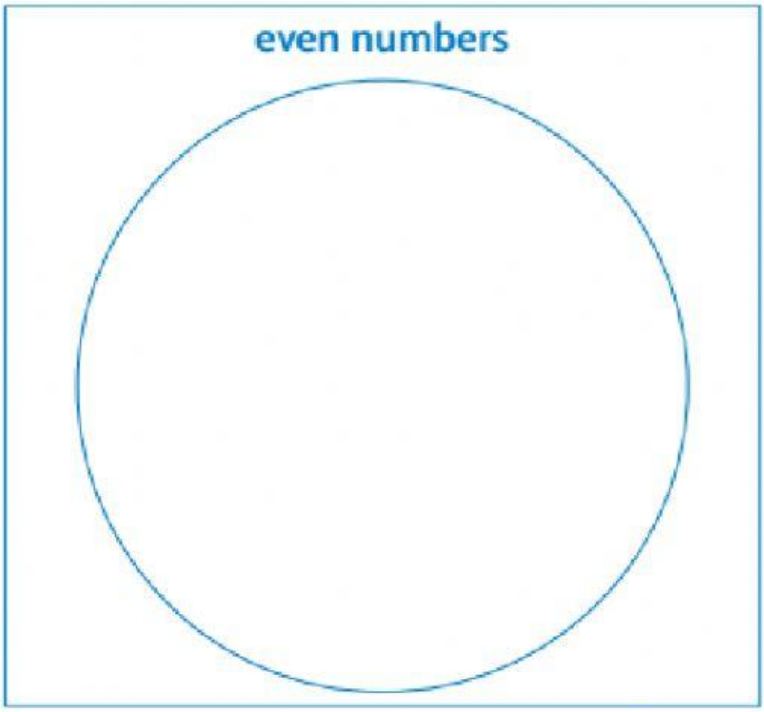

18 3 7 11 9 14 13 12 6 20 17 19 15

LIVEWORKSHEETS

2. Look at the Venn diagram and answer these questions.

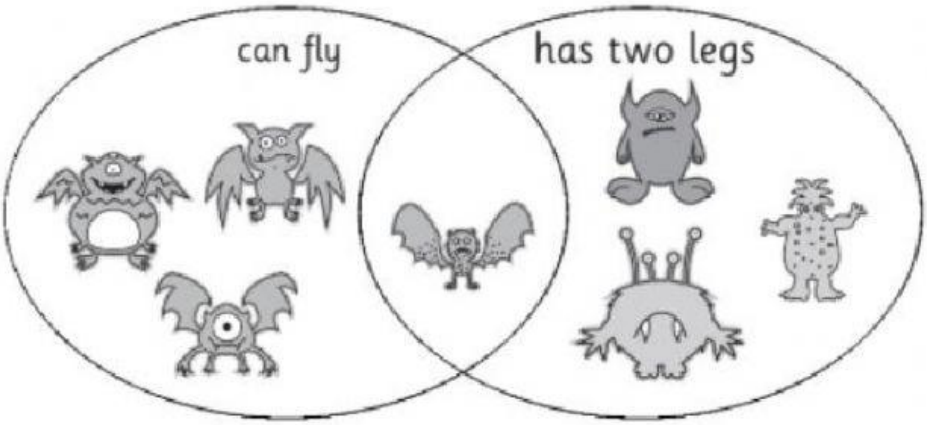

(a) How many monsters which have 2 legs?

(b) How many monsters which can fly?

(c) How many monsters which can fly and have 2 legs?

(d) How many monsters are there altogether?

3. This block graph shows the favourite fruits of the children in Class 1. Look at the block graph and answer these questions.

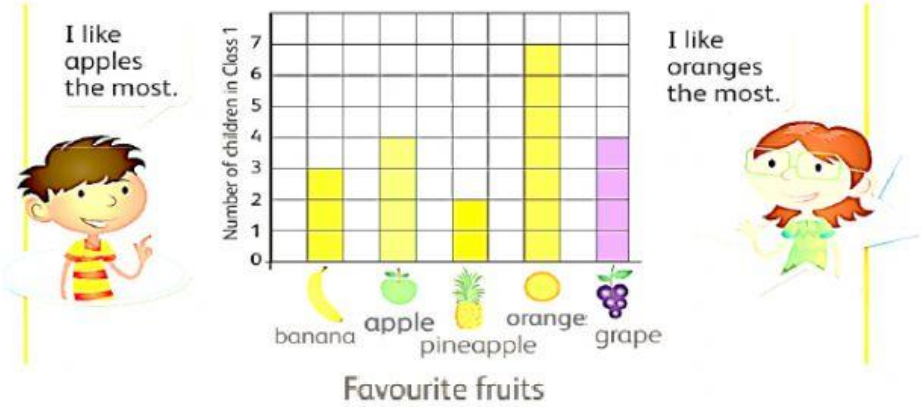

(a) How many children like bananas?

(b) How many children like grapes and bananas altogether?

(c) How many children like apples and pineapples altogether?

LIVEWORKSHEETS

4. This pictogram shows the number of cakes sold by a baker in five days. Look and answer these questions.

(a) How many cakes were sold on Monday?

(b) How many cakes were sold altogether?

(c) How many cakes were sold on Tuesday and Wednesday altogether?

5. How many people like each type of weather?

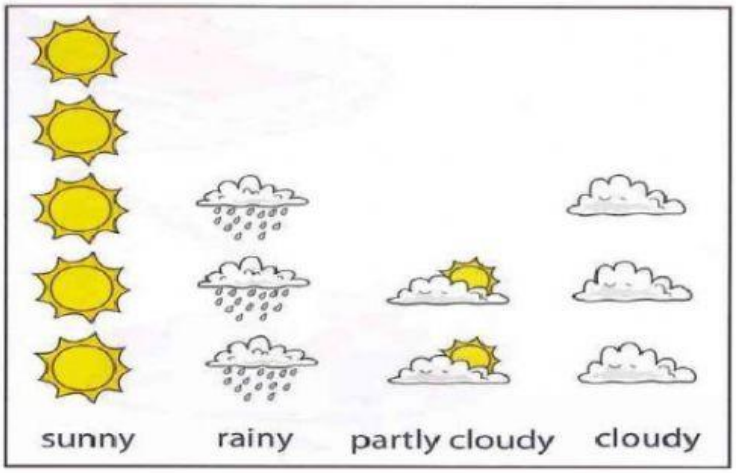

(a) How many people like sunny days?

(b) How many people like rainy days?

(c) How many people like partly cloudy days and cloudy days altogether?

(d) What is the difference between the number of people like sunny days and the number of people like rainy days?

LIVEWORKSHEETS