



Cambridge Primary Programme

Name: _____

Date: _____

Class: _____

Part 1. Look and read. Put a tick (✓) or a cross (×) in the box.

Examples



This is a hat.

☒

This is a cat.

☐

Questions

1.



She is a princess.

☐

2.



They are dancing.

☐

3.



She is wearing a dress.

☐

4.



This is a jacket.

☐

5.



This is a shirt.

☐

Part 2. Look and read. Write Yes or No.



Examples

There are 2 children.

.....Yes.....

There is a clock.

.....No.....

Questions

1. They are in the bedroom.

.....

2. The boy is cutting a rectangle.

.....

3. The boy is wearing a T-shirt.

.....







4. The girl is wearing shoes.

.....

5. The book is on the bed.

.....

Part 3. Read, circle and write.

<p>0. This is bread</p> <div style="border: 1px solid black; padding: 5px; display: inline-block;"> <p>bread</p> <p>yogurt</p> </div> 	<p>1. He is a _____ .</p> <div style="border: 1px solid black; padding: 5px; display: inline-block;"> <p>king</p> <p>pilot</p> </div> 
<p>2. I _____ wearing a dress.</p> <div style="border: 1px solid black; padding: 5px; display: inline-block;"> <p>am</p> <p>is</p> </div> 	<p>3. They _____ cutting shapes.</p> <div style="border: 1px solid black; padding: 5px; display: inline-block;"> <p>are</p> <p>is</p> </div> 
<p>4. This is a _____</p> <div style="border: 1px solid black; padding: 5px; display: inline-block;"> <p>shoe</p> <p>shoes</p> </div> 	<p>5. _____ are you wearing? - I am wearing a T-shirt.</p> <div style="border: 1px solid black; padding: 5px; display: inline-block;"> <p>What</p> <p>Where</p> </div> 

Part 4. Put the words into the correct order.

1. are / What / wearing / you / ? / →
2. is / He / glasses / wearing / . / →
3. are / They / shoes / wearing / . / →
4. cutting/ She / is / blue / squares / . / →
5. you / doing / What / are / ? / →