

Test 1 Listening Part 1


Paper 2 Listening (about 30 minutes) Part 1

Questions 1-7


There are seven questions in this part.

For each question there are three pictures and a short recording.
Choose the correct picture and put a tick (✓) in the box below it.

Example: How does the woman travel to work?



A ☐




B ☒



C ☐

1 Who did the man see yesterday?



A ☐

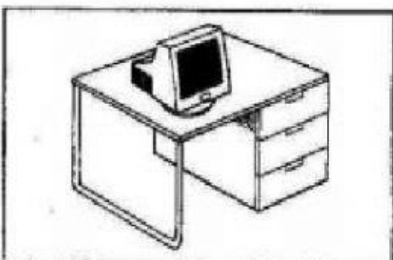


B ☐

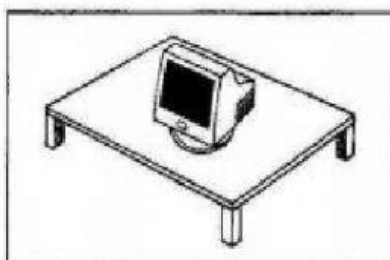


C ☐

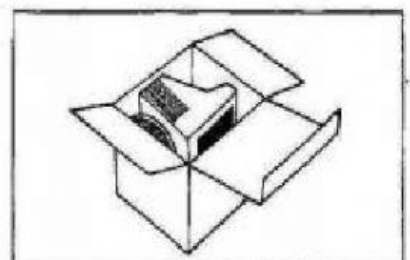
2 Where's the computer?



A ☐



B ☐




C ☐


Tip

Listen to the instructions and the example. They are there to help you.

3 What did the man have in the restaurant?



A ☐




B ☐



C ☐


4 What was stolen on Saturday?



A ☐



B ☐




C ☐

5 What does the man do?



A ☐




B ☐




C ☐

6 What time are they meeting?



A ☐




B ☐

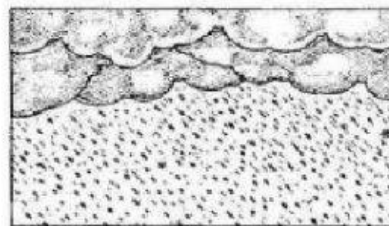


C ☐

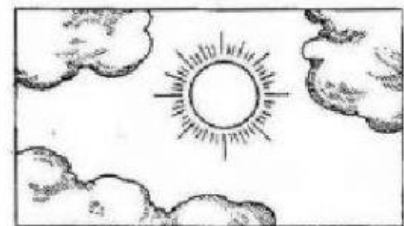
7 What is the weather like today?



A ☐



B ☐



C ☐

Part 2

Questions 8–13

You will hear someone welcoming a group of visitors to *Ocean Life* sea park.

For each question, put a tick (✓) in the correct box.

Tip

Use the time allowed to read the instructions and the questions quickly for an idea of what you will hear.

- | | | |
|--|--|--------------------------|
| 8 This group of visitors | A have just arrived at the sea park. | <input type="checkbox"/> |
| | B have finished their visit. | <input type="checkbox"/> |
| | C have already seen some of <i>Ocean Life</i> . | <input type="checkbox"/> |
| 9 Visitors are encouraged to | A see only the sea life they like best. | <input type="checkbox"/> |
| | B take plenty of time to see everything. | <input type="checkbox"/> |
| | C come back to the park for another visit. | <input type="checkbox"/> |
| 10 Organisers at the centre believe that | A some sea life is more interesting than others. | <input type="checkbox"/> |
| | B sharks should never be kept in a sea park. | <input type="checkbox"/> |
| | C certain sea life should remain in the sea. | <input type="checkbox"/> |
| 11 What does the speaker say about learning at the sea park? | A It's less important than being entertained. | <input type="checkbox"/> |
| | B You can both learn and have fun. | <input type="checkbox"/> |
| | C There is written information everywhere. | <input type="checkbox"/> |
| 12 How do the organisers make school visits easier? | A They speak to teachers after the visits. | <input type="checkbox"/> |
| | B They organise special school days. | <input type="checkbox"/> |
| | C They make suggestions about what to study. | <input type="checkbox"/> |
| 13 The organisers also help sea life by | A caring for hurt animals until they are well. | <input type="checkbox"/> |
| | B looking after injured animals from all over the world. | <input type="checkbox"/> |
| | C sending rescuers to look for animals in Europe. | <input type="checkbox"/> |

Part 4

Questions 20–25

Look at the six sentences for this part.

You will hear a conversation between a girl, Anna, and a boy, James, about a party.

Decide if each sentence is correct or incorrect.

If it is correct, put a tick (✓) in the box under A for YES. If it is not correct, put a tick (✓) in the box under B for NO.

Tip

Read the instructions and the questions quickly for an idea of who will be talking about what.

| | A | B |
|---|--------------------------|--------------------------|
| | YES | NO |
| 20 James is looking forward to his brother's engagement. | <input type="checkbox"/> | <input type="checkbox"/> |
| 21 James thinks his brother's girlfriend is boring. | <input type="checkbox"/> | <input type="checkbox"/> |
| 22 Anna enjoys her family parties. | <input type="checkbox"/> | <input type="checkbox"/> |
| 23 James gets on well with his cousins. | <input type="checkbox"/> | <input type="checkbox"/> |
| 24 Anna reminds James to buy them a gift. | <input type="checkbox"/> | <input type="checkbox"/> |
| 25 Both Anna and James have bought things on the internet before. | <input type="checkbox"/> | <input type="checkbox"/> |