




# **Zadanie 1. (0–5)**

Usłyszysz dwukrotnie pięć tekstów. W zadaniach 1.1.–1.5., na podstawie informacji zawartych w nagraniu, z podanych odpowiedzi wybierz właściwą. Zakreśl jedną z liter: A, B albo C.




1.1. Which activity are the speakers going to do together?



1.2. Which photo is the woman talking about?



1.3. Where are the people talking?



**1.4. What are the children talking about?**

- A. a film
- B. a magic show
- C. a piano concert

**1.5. In the conversation the boy**

- A. thanks the girl for her opinion.
- B. asks the girl for a suggestion.
- C. gives the girl some advice.

**Zadanie 2. (0–4)**

Usłyszysz dwukrotnie cztery wypowiedzi na temat podróżowania pociągiem. Na podstawie informacji zawartych w nagraniu dopasuj do każdej wypowiedzi (2.1.–2.4.) odpowiadające jej zdanie (A–E). Wpisz rozwiązania do tabeli.

**Uwaga!** Jedno zdanie zostało podane dodatkowo i nie pasuje do żadnej wypowiedzi.


- A. I had a cold after a train journey.
- B. I enjoyed my train journey.
- C. Our journey took longer than planned.
- D. I had to wait because the train was late.
- E. I helped someone at a train station.

2.1.	2.2.	2.3.	2.4.

### Zadanie 3. (0–3)

Usłyszysz dwukrotnie wywiad z zawodowym pilotem. Na podstawie informacji zawartych w nagraniu uzupełnij luki 3.1.–3.3. w notatce, tak aby jak najbardziej precyzyjnie oddać sens wysłuchanego tekstu. Luki należy uzupełnić w języku angielskim.

**THE YOUNGEST FEMALE PASSENGER PLANE CAPTAIN**



Kate completed her training at a school for passenger plane pilots in  
**3.1.** \_\_\_\_\_ because it was cheaper.

At the school she didn't like **3.2.** \_\_\_\_\_.

As a captain she has landed at **3.3.** \_\_\_\_\_ different  
airports.

### Zadanie 4. (0–4)

Usłyszysz dwukrotnie cztery wypowiedzi związane ze zwierzętami domowymi (4.1.–4.4.). Do każdej z nich dobierz właściwą reakcję (A–E). Wpisz rozwiązania do tabeli. **Uwaga!** Jedna reakcja została podana dodatkowo i nie pasuje do żadnej wypowiedzi.

- A. Yes, if they are trained to sit quietly.
- B. A hamster would be best for me.
- C. Thanks for taking care of him.
- D. No, I forgot, but I'm going to do it now.
- E. It's easy with some snacks and a lot of toys.

4.1.	4.2.	4.3.	4.4.

**PRZENIEŚ ROZWIĄZANIA ZADAŃ 1., 2. ORAZ 4. NA KARTĘ ODPOWIEDZI!**

### **Zadanie 5. (0–4)**

**Dla każdej z opisanych sytuacji (5.1.–5.4.) wybierz właściwą reakcję. Zakreśl jedną z liter: A, B albo C.**

**5.1. Twojemu koledze zepsuła się drukarka. Jak zaoferujesz mu pomoc?**

- A. Can I borrow your printer?
- B. Would you like to use my printer?
- C. Which printer did you break?

**5.2. Twoja koleżanka wybiera się na łyżwy. Jak zaproponujesz wspólne wyjście?**

- A. Why don't we go skating together?
- B. Do you know how to skate?
- C. Are these your skates?

**5.3. Kolega prosi Cię o pomoc w rozwiązaniu zadania. Jak mu odmówisz?**

- A. I'm afraid that's not true.
- B. Excuse me, but I don't know him.
- C. I'm sorry, I don't know how to do it.

**5.4. Twoja koleżanka mówi, że czuje się już lepiej. Jak wyrazisz swoje zadowolenie?**

- A. I hope you've enjoyed it.
- B. I think I'm very well, thanks.
- C. I'm glad to hear it.

**PRZENIEŚ ROZWIĄZANIA NA KARTĘ ODPOWIEDZI!**



# **Zadanie 6. (0–2)**

Uzupełnij dialogi. Wpisz w każdą lukę (6.1.–6.2.) brakujący fragment wypowiedzi, tak aby otrzymać spójne i logiczne teksty. Luki należy uzupełnić w języku angielskim.

**Uwaga!** W każdą lukę możesz wpisać maksymalnie trzy wyrazy.

It's the best comedy I've seen this year!

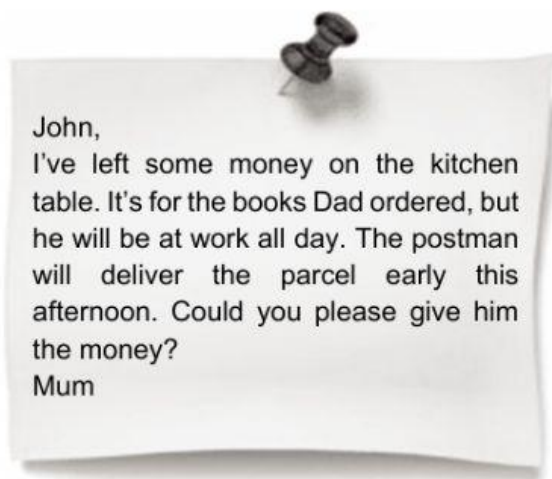
Really? I 6.1. \_\_\_\_\_ so.  
The one we saw last week was much better.

Your sister looks younger than you.  
6.2. \_\_\_\_\_ she?

Sixteen. It was her birthday last Saturday.

### Zadanie 7. (0–4)

Przeczytaj teksty. W zadaniach 7.1.–7.4. z podanych odpowiedzi wybierz właściwą, zgodną z treścią tekstu. Zakreśl jedną z liter: A, B albo C.



#### 7.1. Mum asks John to


- A. order the books for her.
- B. give Dad money for the books.
- C. pay the postman for the books.

<b>From:</b>	paul.wilson@mail.com
<b>To:</b>	Everybody
<b>Subject:</b>	TOP SECRET!

Dear All,

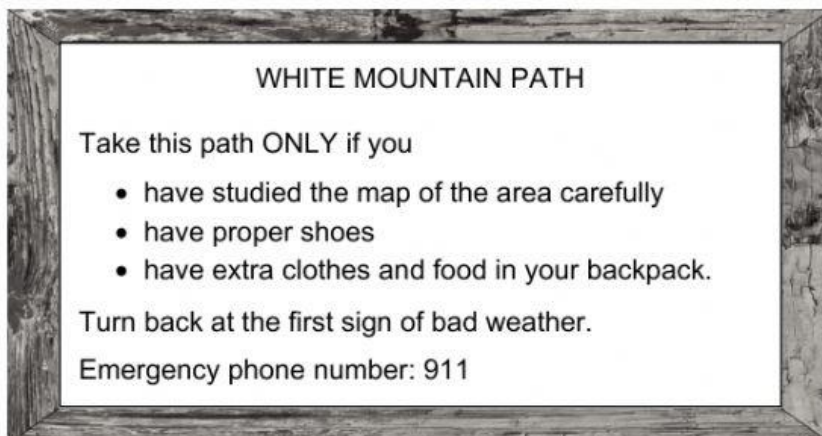
We are preparing a surprise class photo book with short notes about every pupil. If you want one for your child, the cost is £20. I will collect the money after the meeting next week. Don't forget to send a photo of your son or daughter to [secret.album@mail.com](mailto:secret.album@mail.com). This is also a surprise for the teachers, so please don't say anything about it to Miss Jackson.

Best,  
Paul Wilson



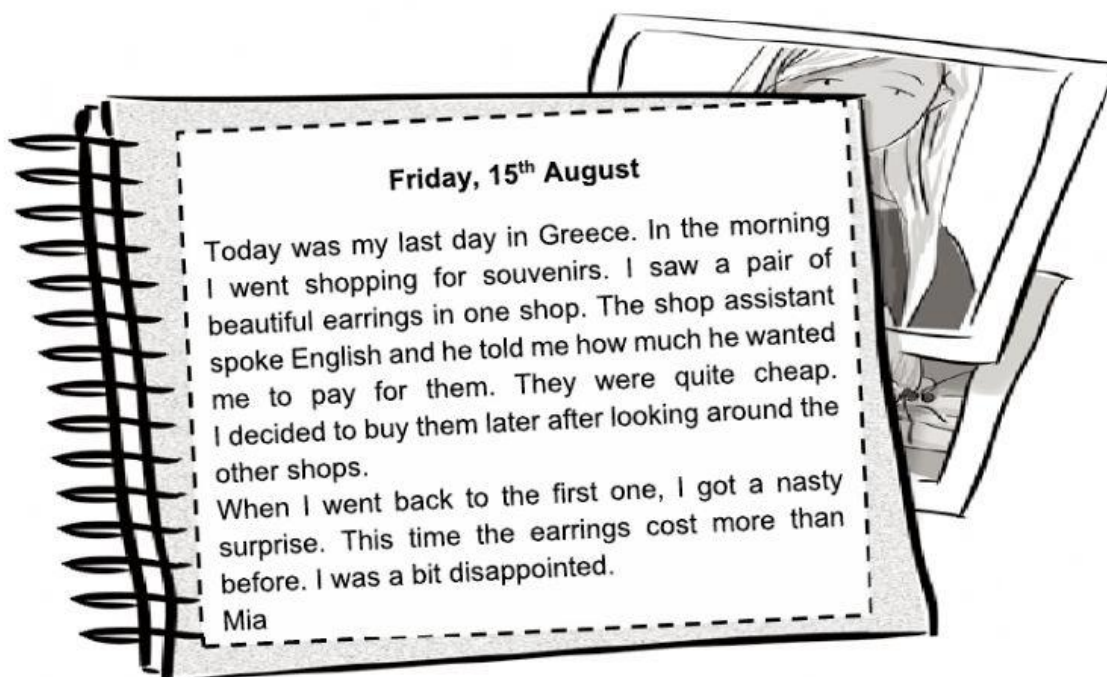
#### 7.2. This email was sent to

- A. parents.
- B. teachers.
- C. students.



**7.3. The author of this text**

- A. recommends climbing in the mountains.
- B. offers some equipment for sale.
- C. gives some instructions.



**7.4. Mia writes about**

- A. a present she received in Greece.
- B. a change in the price of a product.
- C. a language problem she had when she was shopping.

**PRZENIEŚ ROZWIĄZANIA NA KARTĘ ODPOWIEDZI!**

**Zadanie 8. (0–3)**

Przeczytaj tekst, z którego usunięto trzy zdania. Wpisz w każdą lukę (8.1.–8.3.) literę, którą oznaczono brakujące zdanie (A–D), tak aby otrzymać spójny i logiczny tekst. Uwaga! Jedno zdanie zostało podane dodatkowo i nie pasuje do żadnej luki.

THE HISTORY OF LEGO

It all started in Denmark, over a hundred years ago, with a man called Ole Kirk Christiansen. He had a shop where he sold things made of wood such as chairs and stools. **8.1.** \_\_\_\_ That's why Ole started making wooden toys, which were much cheaper. He called them "Lego" because it sounds similar to the Danish "leg godt", which means "play well". They became very popular. However, a few years later something terrible happened. **8.2.** \_\_\_\_ But he didn't give up. He rebuilt it and had a brilliant idea. He started making a completely new kind of toy, which he also called "Lego". **8.3.** \_\_\_\_ It was a huge success! Now, thanks to Ole, kids around the world develop their creativity with Lego.

Na podstawie: [www.history.com](http://www.history.com)

- A. It was a set of small plastic bricks that children could connect to build little houses.
- B. But times were hard and people didn't have much money for furniture.
- C. Ole was born in Denmark in 1891.
- D. A fire destroyed Ole's toy shop almost completely.




**PRZENIEŚ ROZWIĄZANIA NA KARTĘ ODPOWIEDZI!**



### Zadanie 9. (0–4)

Przeczytaj trzy oferty kursów (A–C) oraz zdania 9.1.–9.4. Do każdego zdania dopasuj właściwą ofertę. Wpisz rozwiązania do tabeli.

**Uwaga!** Jedna z ofert pasuje do dwóch zdań.

<p style="text-align: center;"><b>A.</b></p> <p style="text-align: center;"><b>LEARN TO JUGGLE</b></p> <div style="display: flex; align-items: center;">  <p>This course is for people who want to learn how to juggle. Before starting the course you'll need to buy a set of juggling balls. There are 40 juggling lessons in the course. You can attend the first 3 lessons for free as a guest. The lessons are on Fridays at 7 p.m. They start on 16<sup>th</sup> January.</p> </div>	<p style="text-align: center;"><b>B.</b></p> <p style="text-align: center;"><b>HOW TO DRAW EYES</b></p> <div style="display: flex; align-items: center;"> <p>During this course you will learn how to draw eyes in detail. These classes are for people who have done the general course in face drawing first. The course begins on 1<sup>st</sup> December and we will meet every Tuesday and Saturday. You'll get a 15% discount if you register by 15<sup>th</sup> November. Don't buy drawing paper and pencils before the course – during the first lesson we'll tell you what is necessary for the classes.</p>  </div>
<p style="text-align: center;"><b>C.</b></p> <p style="text-align: center;"><b>TAKE A GREAT SHOT</b></p> <div style="display: flex; align-items: center;">  <p>Our photography course is designed for teens who are new to the world of photography. You will learn about camera settings and how to use light. The camera in your smartphone is enough for the course, so if you haven't bought a professional one yet, don't worry! Register before the end of this month and save £50. Our video lessons are already available, so when you get the course password, you can watch them whenever you want. Are you ready for your photo adventure?</p> </div>	

Na podstawie: [www.buzzfeed.com](http://www.buzzfeed.com), [www.udemy.com](http://www.udemy.com), [sharpshotsphotoclub.co.uk](http://sharpshotsphotoclub.co.uk)

<b>9.1.</b>	Before taking part in this course, you have to complete another course.	
<b>9.2.</b>	The classes take place once a week.	
<b>9.3.</b>	You can decide when you want to start the course.	
<b>9.4.</b>	After the course starts you'll get information about what you need to buy.	

**PRZENIEŚ ROZWIĄZANIA NA KARTĘ ODPOWIEDZI!**