

Full name:

THE 2nd TERM TEST

Class: 3.....


TEST 2

Mark

Comment

I. LISTENING

Task 1. Listen and number. There is one example.(1pt)



0

○

○

○

○

Task 2. Listen and match . There is one example.(1pt)

0

1











2

3

4



Task 3. Listen and tick the box . There is one example.(1pt)

<div style="border: 1px dashed gray; border-radius: 15px; padding: 10px; display: inline-block;"> <div style="border: 1px solid gray; border-radius: 50%; width: 30px; height: 30px; display: flex; align-items: center; justify-content: center; margin-bottom: 5px;">0</div> <div style="display: flex; justify-content: space-around; margin-top: 10px;">   </div> <div style="display: flex; justify-content: space-around; margin-top: 10px;"> <input checked="" type="checkbox"/> <input type="checkbox"/> </div> </div>	<div style="border: 1px dashed gray; border-radius: 15px; padding: 10px; display: inline-block;"> <div style="border: 1px solid gray; border-radius: 50%; width: 30px; height: 30px; display: flex; align-items: center; justify-content: center; margin-bottom: 5px;">1</div> <div style="display: flex; justify-content: space-around; margin-top: 10px;">   </div> <div style="display: flex; justify-content: space-around; margin-top: 10px;"> <input type="checkbox"/> <input type="checkbox"/> </div> </div>	<div style="border: 1px dashed gray; border-radius: 15px; padding: 10px; display: inline-block;"> <div style="border: 1px solid gray; border-radius: 50%; width: 30px; height: 30px; display: flex; align-items: center; justify-content: center; margin-bottom: 5px;">2</div> <div style="display: flex; justify-content: space-around; margin-top: 10px;">   </div> <div style="display: flex; justify-content: space-around; margin-top: 10px;"> <input type="checkbox"/> <input type="checkbox"/> </div> </div>
<div style="border: 1px dashed gray; border-radius: 15px; padding: 10px; display: inline-block;"> <div style="border: 1px solid gray; border-radius: 50%; width: 30px; height: 30px; display: flex; align-items: center; justify-content: center; margin-bottom: 5px;">3</div> <div style="display: flex; justify-content: space-around; margin-top: 10px;">   </div> <div style="display: flex; justify-content: space-around; margin-top: 10px;"> <input type="checkbox"/> <input type="checkbox"/> </div> </div>	<div style="border: 1px dashed gray; border-radius: 15px; padding: 10px; display: inline-block;"> <div style="border: 1px solid gray; border-radius: 50%; width: 30px; height: 30px; display: flex; align-items: center; justify-content: center; margin-bottom: 5px;">4</div> <div style="display: flex; justify-content: space-around; margin-top: 10px;">   </div> <div style="display: flex; justify-content: space-around; margin-top: 10px;"> <input type="checkbox"/> <input type="checkbox"/> </div> </div>	

Task 4. Listen and complete . There is one example.(1pt)

- | | | |
|---|---|--|
| <p>0. A. Where's the <u>truck</u>?
B. It's on the table</p> | <p>1. A. What's it?
B. It's Tony's</p> | <p>2. A. What can you see?
B. I can see a big.....</p> |
| | <p>3. A. What's mom doing?
B. She's</p> | <p>4. A. Can I have someand meat please?
B. Yes here you are
A. Thank you.</p> |

II. READING

Task 5. Look, read and write Y (yes) or N (no). There is one example.(1pt)



Sharing food

Today, Tom has egg, meat , rice and yogurt. Lucy has sausages, sandwich and orange juice. They share food at lunch time in school. Tom's favorite food is spaghetti. Lucy likes juice best. They don't like cakes.

- | | | |
|---|-------|-------|
| 0. Tom has egg ,meat ,rice and yogurt . | Yes | No |
| 1. Lucy doesn't like juice. | | |
| 2 .They share food at lunch time. | | |
| 3 .Tom doesn't like cake. | | |
| 4. Lucy has sandwich and appe juice. | | |

Task 6. Gap – fill. There is one example.(1pt)



Hello! My name is Anna. Today , I'm (0) **cold** .The weather is (1)



..... I'm in the



(2)with my friends. I

want to make a big (3)



.....4)At lunch time, we eat



(4)and drink milk. It's a funny day.

III. WRITING

Task 7. Look, read and write the word. There is one example.(1pt)



0. I'm going t the park



1. There's a



