


















Pictograph



Tomato Fest! Reading a Pictograph

Harvest season has begun, and the farmers are busily picking their tomatoes. The numbers of tomatoes are shown in the pictograph below. **Note: Each tomato in the pictograph stands for 10 tomatoes picked.** Use the information provided to answer the questions.

Day	Picked Tomato
Day 1	     
Day 2	   
Day 3	   
Day 4	  

Questions:



= 10 tomatoes

1. How many tomatoes did the farmer pick on the first day?

2. What day did the farmer pick the most tomatoes?
3. Which days did the farmer pick the same amount of tomatoes?
 - b) How many did he pick in total both of those days?
4. What's the difference between the number of tomatoes picked on Day 3 and Day 4?
5. How many tomatoes in total did he pick for this season?