



Nome:

Ano:

Professor:

Turma:

Data:

PREPOSITIONS OF PLACE



Hi, my dear students!
Let's do some exercises about the
Prepositions of Place.

Vocabulary

Drag the word to its meaning in Portuguese. Arraste a palavra para o seu significado em Português.

BLACK KITTEN	PURPLE CUSHIONS	SOFA	RED ROSES	PINK VASE
COFFE TABLE	LITTLE MOUSE	STRIPED (TABBY)	BOOKSHELF	PLANT
CORNER	ROOM	TABBY CAT	TEDDY BEAR	GREEN LAMP
LAKE	PICTURE	BOAT	WALL	PILE OF BOOKS
MAGAZINES	ARMCHAIR	NEWSPAPER	TOY TRUCK	RED CLOCK

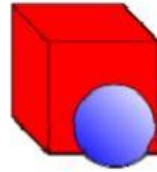
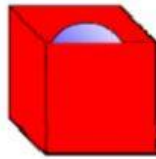

GATINHO PRETO	ALMOFADAS ROXAS	SOFÁ	ROSAS VERMELHAS	VASO ROSA
MESINHA DE CENTRO	RATINHO	LISTRADO (MALHADO)	ESTANTE	PLANTA
CANTO	QUARTO	GATO MALHADO	URSO DE PELÚCIA	LÂMPADA VERDE
LAGO	QUADRO	BARCO	PAREDE	PILHA DE LIVROS
REVISTAS	POLTRONA	JORNAL	CAMINHÃO DE BRINQUEDO	RELÓGIO VERMELHO



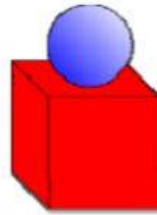
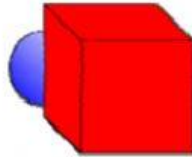
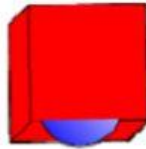
Now, let's practice the *Listening*! Agora, vamos praticar a escuta.

Listening

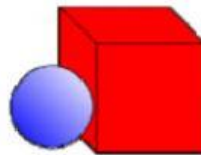
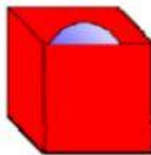
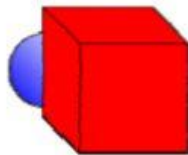
Now, Listen the audio and choose the correct picture and the correct preposition. Agora, ouça o áudio e escolha a imagem correta e a preposição correta.



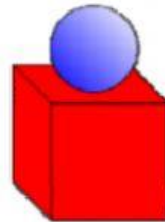
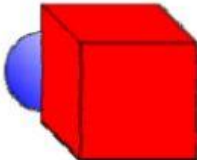
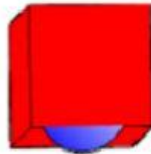
1. The ball is _____ the box.




2. The ball is _____ the box.



3. The ball is _____ the box.




4. The ball is _____ the box.




6. The Rabbit is _____ the box.



8. The Rabbit is _____ the box.



9. The Rabbit is _____ the box.



10. The Rabbit is _____ the box.

Speaking and Listening

Tap each frame to listen and say the words below. Toque em cada quadro para ouvir e falar as palavras abaixo.

LISTEN 	SPEAK 	LISTEN 	SPEAK 
BLACK KITTEN	BLACK KITTEN	RED ROSES	RED ROSES
PINK VASE	PINK VASE	LITTLE MOUSE	LITTLE MOUSE

PLANT	PLANT	CORNER	CORNER
GREEN LAMP	GREEN LAMP	WALL	WALL

Reading and Writing

Write the correct position word (preposition) into the space. After that, read aloud your answers. Escreva a posição correta de cada palavra (preposição) no espaço. Depois, leia em voz alta suas respostas.

IN THE LIVING ROOM: WHERE ARE THEY?



IN – ON – UNDER – BESIDE – BETWEEN – BEHIND – IN FRONT OF – ABOVE

- The **black kitten** is _____ the two **purple cushions** _____ the **sofa**.
- The **red roses** are _____ the **pink vase** and the **vase** is _____ the **coffee table**.

3. The **little mouse** is _____ the **coffee table**.
4. The **striped (tabby) cat** is _____ the **book shelf**.
5. The **plant** is _____ the corner of **the room** and it is _____ the **sofa**.
6. The **bookshelf** is _____ the **tabby cat**.
7. The **teddy bear** is _____ the **plant**, and they are _____ the **bookshelf**.
8. The **green lamp** is _____ the **coffee table**.
9. The **picture of a lake** is _____ the **wall**, _____ the **sofa**.
10. In **that picture**, the **boat** is _____ the **lake**.
11. There is a **pile of books** and **magazines** _____ the **armchair** and the **bookshelf**.
12. The **newspaper** is partly _____ the **sofa**.
13. There is a **toy truck** _____ the **coffee table** and the **tabby cat**.
14. The **red clock** is _____ a **shelf**, _____ **some books**.

Envie a atividade para o e-mail:

gabriela.costa.amorim05@aluno.ifce.edu.br



That's all folks!
Isso é tudo pessoal!