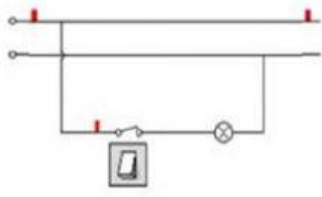
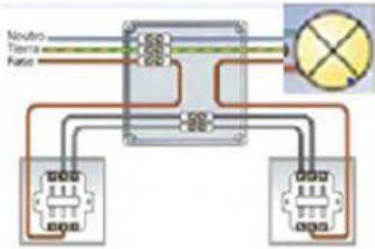
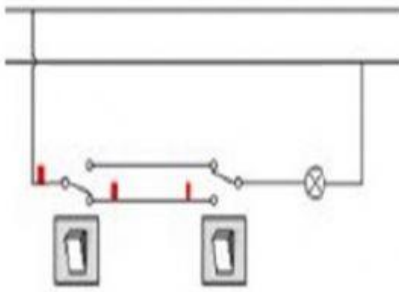
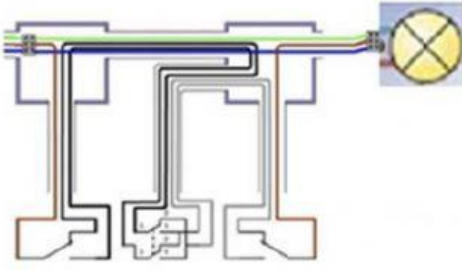
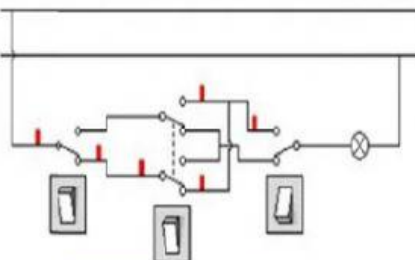
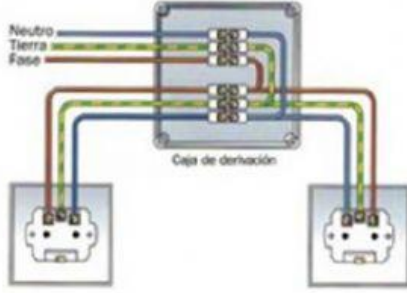

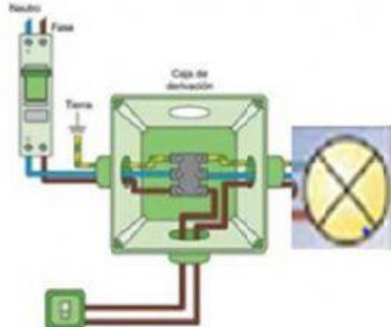


CONEXIONES ELÉCTRICAS DE LOS CIRCUITOS BÁSICOS EN VIVIENDAS

Une con flechas la primera columna con la segunda y con la tercera que corresponda

ESQUEMA UNIFILAR	ESQUEMA REAL	NOMBRE
 <div style="display: flex; justify-content: space-around; margin-top: 10px;"> <div style="background-color: yellow; padding: 5px; border: 1px solid black;">2ª</div> <div style="background-color: green; padding: 5px; border: 1px solid black;">3ª</div> </div>		PUNTO DE LUZ CONMUTADO TRIPLE
 <div style="display: flex; justify-content: space-around; margin-top: 10px;"> <div style="background-color: yellow; padding: 5px; border: 1px solid black;">2ª</div> <div style="background-color: green; padding: 5px; border: 1px solid black;">3ª</div> </div>		PUNTOS DE ENCHUFES
 <div style="display: flex; justify-content: space-around; margin-top: 10px;"> <div style="background-color: yellow; padding: 5px; border: 1px solid black;">2ª</div> <div style="background-color: green; padding: 5px; border: 1px solid black;">3ª</div> </div>		PUNTO DE LUZ CONMUTADO DOBLE
 <div style="display: flex; justify-content: space-around; margin-top: 10px;"> <div style="background-color: yellow; padding: 5px; border: 1px solid black;">2ª</div> <div style="background-color: green; padding: 5px; border: 1px solid black;">3ª</div> </div>		PUNTO DE LUZ SIMPLE