




























## ENGLISH PRACTICE

NAME: \_\_\_\_\_ DATE: \_\_\_\_\_ CAREER: \_\_\_\_\_

I. CAN AND CAN'T FOR ABILITIES. LOOK AT THE CHART AND READ THE SENTENCES CHOOSING "CAN - CAN'T".

					
FRANK					
MELISSA					
BOB					
EMMA					

1. Melissa can / can't play chess. 
2. Bob can / can't do magic tricks. 
3. Frank can / can't ride a horse. 
4. Emma can / can't sing. 
5. Bob can / can't roller-skate. 
6. Melissa can / can't ride a horse. 

II. LISTEN AND ANSWER THE QUESTIONS ACCORDING TO THE CHART "CAN - CAN'T".

1. Can Frank roller-skate?
2. Can Emma do magic tricks?
3. Can Melissa roller-skate?
4. Can Bob ride a horse?
5. Can Emma play chess?
6. Can Frank and Emma do magic tricks?



III. "BE ABLE TO" FOR ABILITIES. LISTEN AND WRITE THE CORRECT SENTENCES ACCORDING WHAT YOU HEAR.



1.



2.



3.



4.



5.

IV. "BE ABLE TO" FOR ABILITIES. COMPLETE THE SENTENCES WITH "BE ABLE TO"

1. My sister lives in Holland and she \_\_\_\_\_ speak three languages.
2. I used to \_\_\_\_\_ run 10 kilometers but now I can't.
3. Sorry, but I don't think I will \_\_\_\_\_ go to your party next Saturday.
4. My grandfather \_\_\_\_\_ play the piano very well.
5. You will \_\_\_\_\_ come to my birthday party, We'll have fun!
6. I \_\_\_\_\_ get up early every day.
7. \_\_\_\_\_ you \_\_\_\_\_ see my house from your bedroom window?
8. This bag is light, you \_\_\_\_\_ carry it.