

MS. CHI ENGLISH

Name: _____

Date: .../.../2022


Class: L3

Tel: 038 255 2594

GLOBAL STAGE 3

UNIT 6: THAT LOOKS GOOD – VOCABULARY REVISION

I. Complete the sentences below with your own ideas.

0. We put food in the fridge  to _____ keep it cool _____.

1. I put soup in the microwave  to _____.

2. We use sugar  to _____.

3. I _____ in the sink .

4. Children should eat meat  to _____.

II. Fill in the blank with the most appropriate word from the box.

sugar	meat	butter	fat	dairy	carbohydrates
-------	------	--------	-----	-------	---------------

0. Nuts are high in carbohydrates.

1. We add some _____ into water to make it taste sweet.

2. My mum often melts (*làm tan chảy*) the _____ in a small pan.

3. Tigers and lions both eat _____.

4. My son should eat less _____, especially (*đặc biệt là*) milk and cheese.

5. Pork belly (*thịt ba chỉ*) has a lot of _____.

III. Make sentences with the given words.

0. (*peel*) _____ We have to peel the banana before eating _____.

1. (*mix*) _____.

2. (*grill*) _____.

3. (*cut up*) _____.

4. (*fry*) _____.

5. (*throw out*) _____.

IV. Read the sentences. What kind of equipment (thiết bị) do you need? You have learned them in Unit 6.

0. You need to boil some water in a big pot (nồi).

_____stove_____

1. You want to keep the water cold.

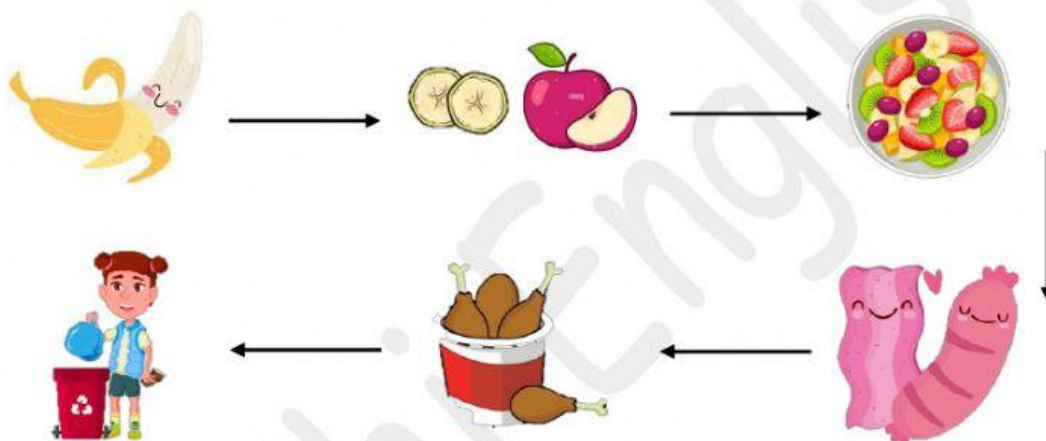
2. There is a lot of garbage on the floor.

3. You need to wash some carrots.

4. You have to heat up (làm nóng) the soup.

V. Re-arrange the sentences below and write them into a paragraph. The order of the pictures may give you some clues.

How does my mum make food for me?



0. My mum peels some bananas.

1. Before the meal, she throws out all the garbage (rác).

2. She also grills some bacon and sausages (thịt xông khói và xúc xích).

3. She then cuts up the bananas, some apples and other fruit.

4. She even fries some chicken.

5. Next, she mixes them together.

_____ My mum peels some bananas. _____


Part 5

– 7 questions –

Movers 1 – Test 3 – Part 5

Look at the pictures and read the story. Write some words to complete the sentences about the story. You can use 1, 2 or 3 words.

Paul's holiday



Paul lives with his family in Yellow Rock town. He and his sister Sally go to Yellow Rock School.

On the last day of school, Paul's teacher said, 'Listen children, you have homework.' First the children were sad because they had homework, but they were happier when they listened more:

'Your homework is to take a funny holiday photo.'

Examples

Paul lives in Yellow Rock town with his family.

Sally is the name of Paul's sister

Questions

- 1 At the end of school, Paul's teacher gave the children some to do.
- 2 The children's holiday picture had to be



Paul went with his family on a beach holiday. They wanted to go to a beach in a sunny country because they lived in a cold, cloudy town.

At their holiday house, Paul and Sally quickly put their bags in their rooms, and ran down to the beach. Then, Paul's mum brought a small picnic and a blanket in a beach bag with her to the beach.

- 3 Paul and went on holiday to a sunny country.
- 4 Paul's mum took a with a picnic and a blanket to the beach.



At the beach Paul's mum smiled. 'I love the sun,' she said. Then big grey clouds hid the sun. It started to rain.

Sally had an idea. She got the blanket and held it above her head. Her mum and dad sat under it too.

'Do you have your phone, Dad?' asked Paul. 'Can I take a photo with it?' Paul's dad gave him his phone and Paul took a photo of them under the blanket.

'Brilliant! That's my homework photo!' he laughed. 'You look very funny!'

5 The sun went behind some and it started to rain.

6 Sally sat with her mum and dad.

7 Paul asked for his dad's to take a photo.