

Unit 4: Out and About

Lesson 3: Reading 2

1. Where are they? Listen and match


- | | | | | | | | |
|---------|--------------------------------|---------|----------------------|--------|----------------------|---------|----------------------|
| 1 cat | <input type="text" value="d"/> | 4 Bill | <input type="text"/> | 7 Lucy | <input type="text"/> | 10 Jill | <input type="text"/> |
| 2 Dan | <input type="text"/> | 5 horse | <input type="text"/> | 8 dog | <input type="text"/> | | |
| 3 Alice | <input type="text"/> | 6 Mark | <input type="text"/> | 9 Hugo | <input type="text"/> | | |



park



garden



tree



flowers



bookshop



car



train



motorbike



bus





lorry

2. Watch the video and then make a video in which you repeat the video.

3. Listen and read along.

Lesson 4 Reading

Fire
Safety


- 1  1.51  Look at the pictures.
What does Dad do? Read and check.

Take your child to work day

My dad works in a big building on Green Street. He's a firefighter. Today is *Take your child to work day*. I'm at work with my dad!

At 9:30 a woman calls. She can't open the door of her flat. She says, 'I can't find my key. My babies are in the flat.' 'Don't worry,' says my dad. 'We can help you.'

We arrive at the woman's flat. She's in her garden. She hasn't got her key. There are lots of flowers and trees in the garden. I see something under a flower. 'Look,' I say. 'Here's a key!'

 **Values**

Who can you ask

'That's my key!' says the woman. We open the door and go inside. 'Tweet! Tweet! Tweet!' we hear. 'These are my babies,' says the woman. 'My baby birds. Thank you!' 'Hmmm,' says my dad.

