

Part 2: Practice exercises

- 1 You are going to hear a student talking on the phone to her father about her university course. Before you listen, complete the sentences 1–4 in as many ways as you can.
- Sally likes her maths course because it is _____.
 - She has four tutors who are _____, but she prefers Professor Jones due to his style of teaching.
 - Although the course includes a lot of group work, Sally prefers to study _____.
 - Sally is worried that she will _____ her statistics module as she finds it much harder than the others.



- 2 Listen and complete the sentences 1–4 above. Write NO MORE THAN THREE WORDS AND/OR A NUMBER.

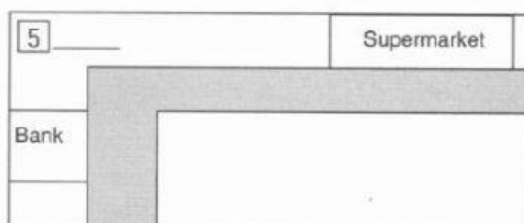
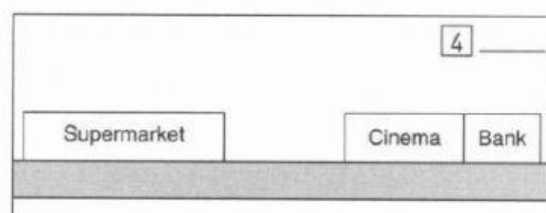
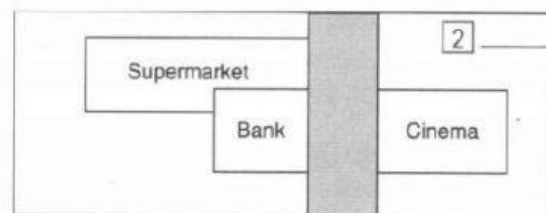
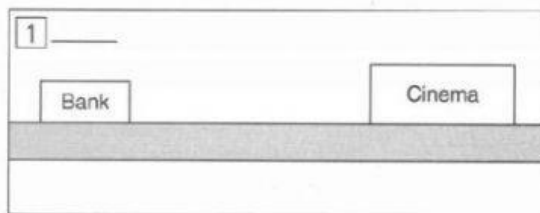


Exam information: Labelling a map or plan (2)

In the IELTS Listening exam, the maps and plans are usually very simple, with some parts labelled. You should use the labelled parts as a guide when listening.

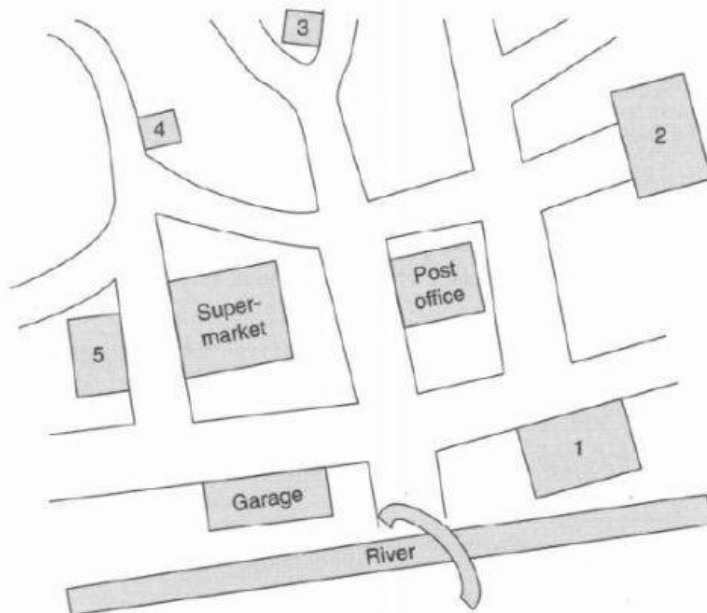


- 3 Listen and match the pictures 1–5 with the sentences you hear a–e. Write the letters a–e next to the question numbers 1–5.



Exam tip: If you have to label a map or plan, think of ways you can describe where places are before you listen. You will need to think of vocabulary for directions, for example; *on the left, first right, along the road* and vocabulary for place or position, such as *opposite, next to, behind, at the end of the street*.

- 4 To complete a map, you need to be able to follow directions. Look at the map and complete the directions a–e with the numbers 1–5 on the map.
- a To get to _____ you need to go along the road from the supermarket.
 - b Turn right out of the supermarket and take the first right. _____ is at the end of the road.
 - c Walk over the bridge and just keep going straight along the road and you'll find _____.
 - d Go left out of the Post Office and take the first left. _____ is on your right.
 - e Go over the bridge and make a left turn. Then take the first right. _____ is on the left hand side of the street.



5
29
CD1

Look at the map again. You are going to hear two young people discussing what there is for university students to do in their town. Listen and write the names of the places 1–5 from the map in Exercise 4. You will not hear the same directions that were used in Exercise 4.

- | | |
|---------|---------|
| 1 _____ | 4 _____ |
| 2 _____ | 5 _____ |
| 3 _____ | |

Part 3: Exam practice

SECTION 1 QUESTIONS 1-4

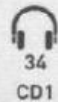


Complete the form below.

Write **NO MORE THAN THREE WORDS AND/OR A NUMBER** for each answer.

Name	Simon <i>Example: Anderson</i>
Student ID number	1 _____
Subject	Geography
Faculty	2 _____
Address	Flat 3, 24 3 _____ Gardens, London, SW12 3AG
Contact telephone	07988 4 _____

QUESTIONS 5-7



Label the plan below.

Write **NO MORE THAN THREE WORDS AND/OR A NUMBER** for each answer.

