

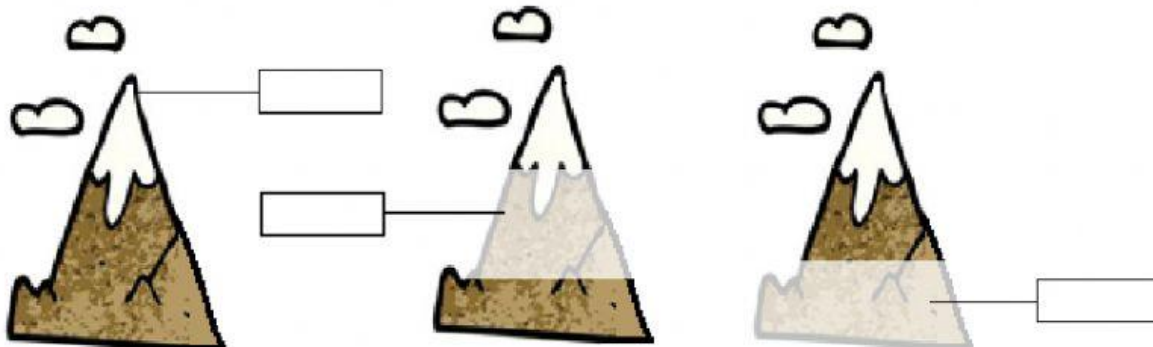
LANDSCAPES

1. Drag and drop the parts of the mountain.

SLOPE


SUMMIT

FOOT



2. Link with arrows.(0,5x4)

Mountain



Group of mountains.

Mountain Range



It has 3 important parts.

3. Write true or false

The Aneto is in the Himalayas.

A plain is a landscape without mountains

The Everest is in the Himalayas Mountain Range

Slope is a part of a plain.

4. Write the name of the following pictures.









5. Tick the correct word.

This is a **sand/Pebble** beach.




This is a **big/fishing** port.



This is a **mountain/cliff**



This is a **cliff/island**



6. Write Island or Archipelago.



