



Cambridge Primary Programme

CAMBRIDGE GLOBAL ENGLISH 1 PRACTICE READING & WRITING 2

Name: _____

Date: _____

Class: _____

Part 1. Look and read. Put a tick (✓) or a cross (×) in the box.

Examples



This is a hat.

☒

This is a cat.

☐

Questions

1.



I can smell with my nose.

☐

2.



This is a horse.

☐

3.



He is playing the saxophone.

☐

4.



She is driving a tractor.

☐


5.



A strawberry is juicy.

☐

Part 2. Look and read. Write Yes or No.



Examples

They are in the garden.

.....Yes.....

There are three boys.

.....No.....

Questions

1. Grandpa is feeding the birds.

.....

2. There is one bird on the ball.

.....

3. The boys are under the tree.

.....







4. Grandpa is wearing a hat.

.....

5. The boys are playing the piano.

.....

Part 3. Read, circle and write.

<p>0. This is bread</p> <div style="display: flex; align-items: center;"> <div style="border: 1px solid black; padding: 5px; margin-right: 10px;"> <p>bread</p> <p>yogurt</p> </div>  </div>	<p>1. They _____ feeding.</p> <div style="display: flex; align-items: center;"> <div style="border: 1px solid black; padding: 5px; margin-right: 10px;"> <p>is</p> <p>are</p> </div>  </div>
<p>2. A ring is round and _____.</p> <div style="display: flex; align-items: center;"> <div style="border: 1px solid black; padding: 5px; margin-right: 10px;"> <p>soft</p> <p>hard</p> </div>  </div>	<p>3. I _____ with my ears.</p> <div style="display: flex; align-items: center;"> <div style="border: 1px solid black; padding: 5px; margin-right: 10px;"> <p>see</p> <p>hear</p> </div>  </div>
<p>4. Is he picking? No, _____</p> <div style="display: flex; align-items: center;"> <div style="border: 1px solid black; padding: 5px; margin-right: 10px;"> <p>he is</p> <p>he is not</p> </div>  </div>	<p>5. A carrot is _____.</p> <div style="display: flex; align-items: center;"> <div style="border: 1px solid black; padding: 5px; margin-right: 10px;"> <p>juicy</p> <p>not juicy</p> </div>  </div>

Part 4. Put the words into the correct order.

1. am / I / driving / a tractor / . / →
2. Is / he / planting seeds / ? / →
3. touch/ can / I / my hands / with / . / →
4. drum / The / loud / is / . / →
5. A / is / lemon / not sweet / . / →