



Cambridge Primary Programme

CAMBRIDGE GLOBAL ENGLISH 1 PRACTICE READING & WRITING 1

Name: _____

Date: _____

Class: _____

Part 1. Look and read. Put a tick (✓) or a cross (×) in the box.

Examples



This is a hat.

☒

This is a cat.

☐

Questions


1.



I can see with my ears.

☐

2.



This is a chick.

☐

3.



They are planting.

☐


4.



I can taste with my mouth.

☐


5.



This is a tractor.

☐

Part 2. Look and read. Write Yes or No.



Examples

A boy is riding a horse.

.....Yes.....

There is a cow.

.....No.....

Questions

1. The man is wearing a T-shirt.

.....

2. There are three sheep.

.....

3. The goats are under the tree.

.....







4. The man is picking strawberries.

.....

5. There are apples in the tree.

.....

Part 3. Read, circle and write.

<p>0. This is bread</p> <div style="display: flex; align-items: center;"> <div style="border: 1px solid black; padding: 5px; margin-right: 10px;"> <p>bread</p> <p>yogurt</p> </div>  </div>	<p>1. She picking carrots.</p> <div style="display: flex; align-items: center;"> <div style="border: 1px solid black; padding: 5px; margin-right: 10px;"> <p>is</p> <p>are</p> </div>  </div>
<p>2. A banana is</p> <div style="display: flex; align-items: center;"> <div style="border: 1px solid black; padding: 5px; margin-right: 10px;"> <p>juicy</p> <p>not juicy</p> </div>  </div>	<p>3. Strawberries sweet.</p> <div style="display: flex; align-items: center;"> <div style="border: 1px solid black; padding: 5px; margin-right: 10px;"> <p>are</p> <p>is</p> </div>  </div>
<p>4. Are they carrying? Yes,</p> <div style="display: flex; align-items: center;"> <div style="border: 1px solid black; padding: 5px; margin-right: 10px;"> <p>they are</p> <p>they are not</p> </div>  </div>	<p>5. I use my hand to</p> <div style="display: flex; align-items: center;"> <div style="border: 1px solid black; padding: 5px; margin-right: 10px;"> <p>taste</p> <p>touch</p> </div>  </div>

Part 4. Put the words into the correct order.

1. is / She / carrying / a lamb / . / →
2. they / Are / feeding / ? / →
3. smell / can / I / my nose / with / . / →
4. you / Are / playing / the piano / ? / →
5. A / is / watermelon / juicy / . / →