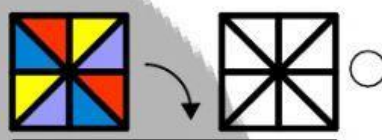
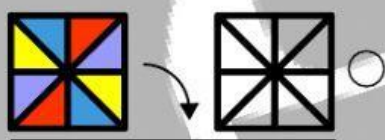
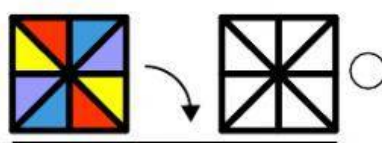
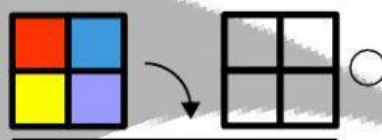
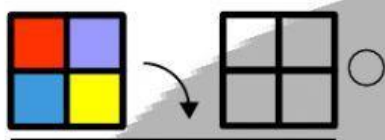
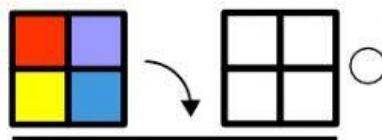
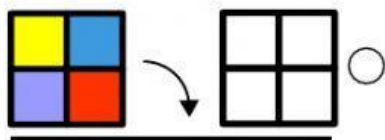





Señala la figura correcta



A



B



C




D




E



F




G



H

¿Qué dirección tiene el piñón D?



- A. Sentido de las manecillas del reloj.
- B. Sentido contrario a las manecillas del reloj.
- C. Ambos sentidos