

Name:

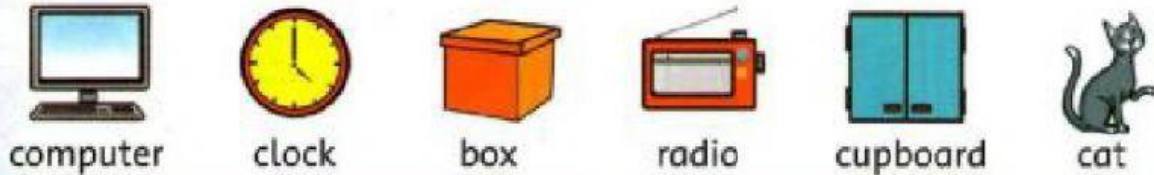
YLE Practice

Date:.....

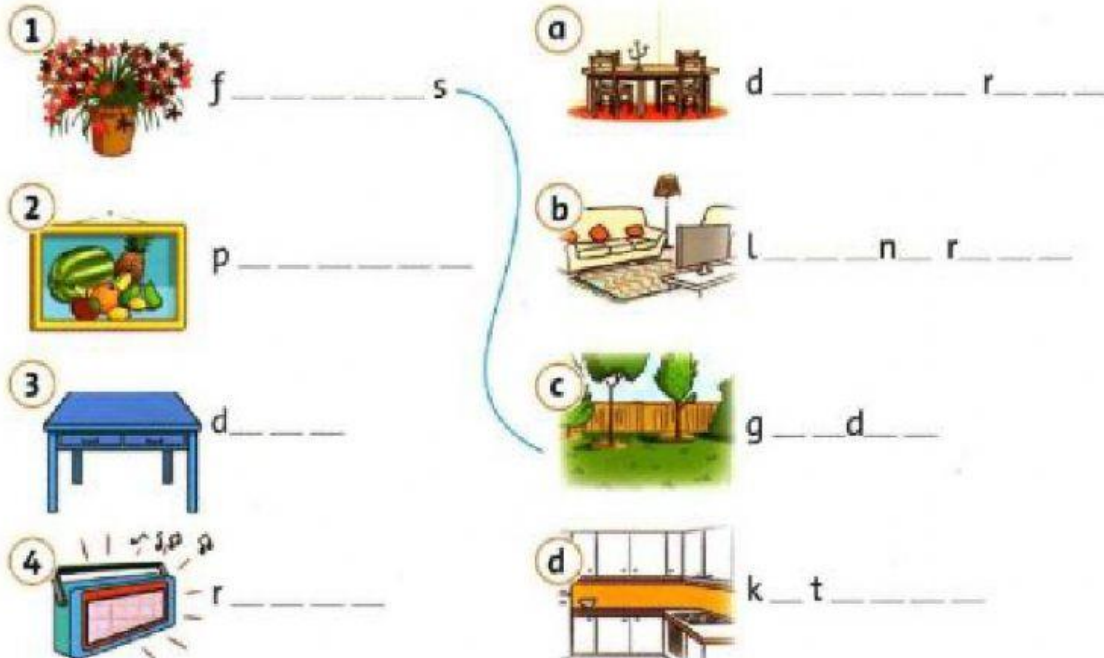
Topic 6 – The home
HOMEWORK

A – LISTENING

PART 1: Listen and match the thing in the picture.



PART 2: Look and complete the words. Listen and draw lines.



PART 3: Look and complete the words. Listen and draw lines.



B – READING AND WRITING

PART 1: Read and write. Which homework can you see in the mirrors?



Example wall

1

2



3



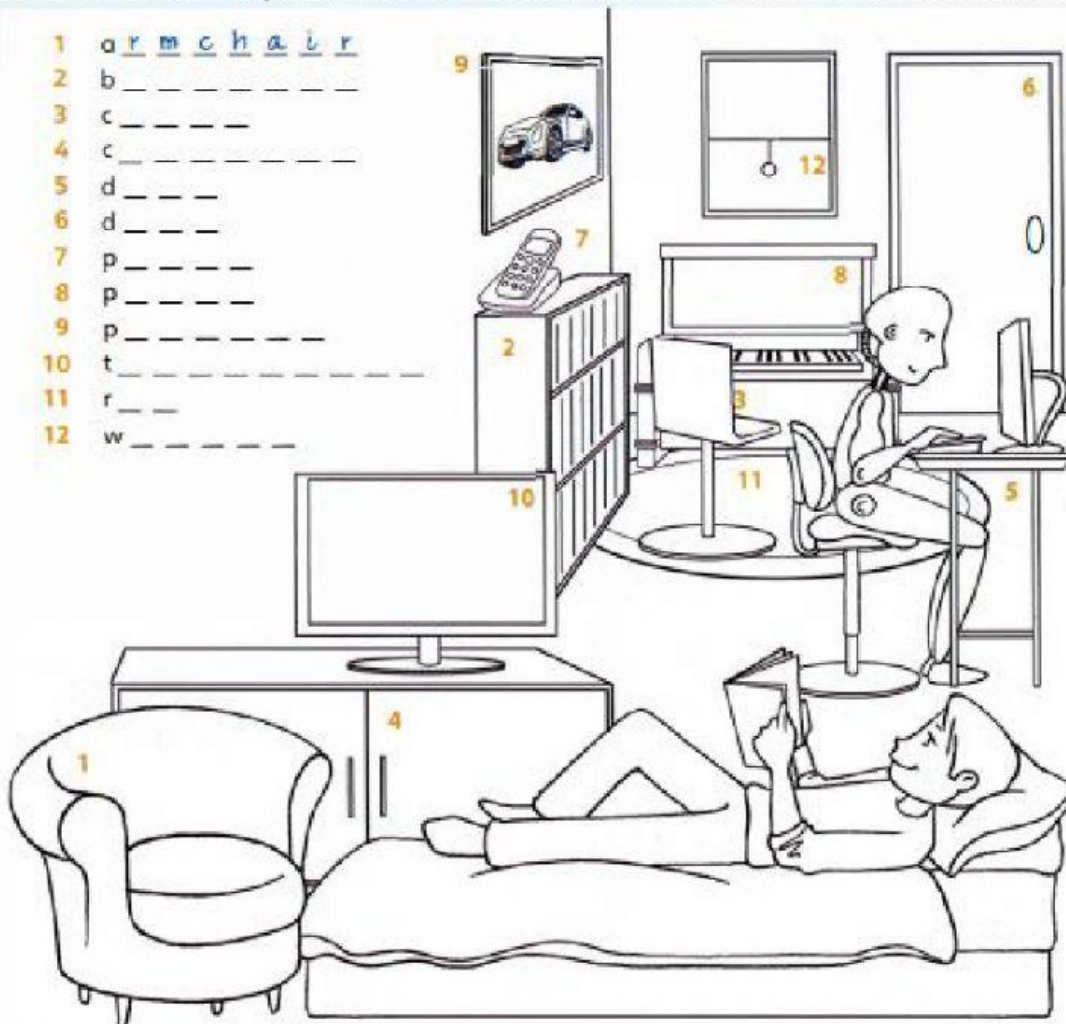
4




5

Part 2: What can you see in the room. Write the word next to the numbers.

- 1 a r m c h a i r
- 2 b _ _ _ _
- 3 c _ _ _
- 4 c _ _ _ _
- 5 d _ _ _
- 6 d _ _ _
- 7 p _ _ _
- 8 p _ _ _
- 9 p _ _ _ _
- 10 t _ _ _ _
- 11 r _ _
- 12 w _ _ _ _



Part 3: Look at the pictures. Read and choose which room is Nick's room. Then. Complete the sentences about his bedroom.



In Nick's bedroom:

- 1 the rug is orange
- 2 the is yellow.
- 3 the is red.
- 4 the walls are
- 5 the is blue.
- 6 the bookcase is
- 7 the is big but in Anna's room it's small.

Part 4: Read this. Choose a word from the line below. Write the correct word next to numbers 1-5



A living room

A living room is part of a house or flat. Lots of
(1) sit in a living room in the evenings and watch
(2) or listen to music. They sit in (3)
or on a sofa. Some people put things like (4) or
paintings on the walls of their living room.
Which room is next to your living room? Is it your
(5) or the bathroom?

families television posters bed armchairs house kitchen

Part 5: Look and read. Put a tick (✓) or cross (✗) in the box.

Examples



These are beds. ☒



This is a mouse. ☒



1 This is a kitchen. ☐



2 This is a camera. ☐



3 This is a family. ☐



4 These are shorts. ☐



5 These are cats. ☐