

# Weather Charts

Read the weather report below and decide if the statements are true or false.

**Vancouver, BC Weather**  
Updated on Wed, Apr 13, 5:15 p.m.








**9°C**  
FEELS LIKE 7



Light rain showers

Precipitation: rain or snow

POP = probability of precipitation (the chance of rain or snow.)

	Thu 04/14	Fri 04/15	Sat 04/16	Sun 04/17	Mon 04/18	Tue 04/19	Wed 04/20
	Chance of a shower	A Few showers	A mix of sun and clouds	Chance of a shower	Light rain	Light rain	Rain
							
	10°	9°	10°	10°	11°	10°	10°
Feels like	8	8	8	10	10	9	8
Night	2°	1°	4°	6°	7°	7°	7°
POP	40 %	60 %	30 %	40 %	70 %	70 %	70 %

- It's going to rain on Monday and Tuesday.
  - True
  - False
- Thursday has a night-time low of 2 °C.
  - True
  - False
- The lowest temperature this week is 2 °C.
  - True
  - False
- There is a 70% chance of rain on Wednesday.
  - True
  - False
- The temperature is 10 °C and the humidex is 8 °C on Wednesday.
  - True
  - False
- On Saturday, there is the least chance of rain.
  - True
  - False
- Friday is the warmest day.
  - True
  - False
- You need an umbrella on Saturday and Sunday.
  - True
  - False