



UNIDAD N° 1: Feelings and Opinions	<b>Guía de Aprendizaje</b> <b>Listening: Do you love the way I am?</b>
	Objetivo: Demostrar comprensión de ideas generales e información explícita en textos orales adaptados y auténticos simples, literarios y no literarios, en diversos formatos audiovisuales, acerca de temas variados y que contienen las funciones del año.
Curso: 7th grade	Profesor/a: Miss Maite Moena Vásquez

**1. ANSWER .** Think about love. What words and feelings do you think will appear in the audio you are going to listen to?

<div></div> <div></div> <div></div>
-------------------------------------

**2. Choose** the letter (a-f) next to the corresponding definition. Work in pairs.

a) look

1. \_\_\_\_\_ to perceive or understand as fact or truth.

b) think

2. \_\_\_\_\_ to turn one's eyes toward something or in some direction in order to see.

c) compliment

3. \_\_\_\_\_ an expression of praise or admiration.

d) know

4. \_\_\_\_\_ to have a conscious mind that can reason, remember, and make decisions.

e) believe

5. \_\_\_\_\_ free from war or fighting.

f) peaceful

6. \_\_\_\_\_ to hold as an opinion.

**3. LISTEN**  and **ANSWER**  these questions.



a) What is the main topic of the audio?

1. Love.                      2. Sadness.                      3. Happiness.

b) Who is the speaker of the listening text?

1. A sad man.                      2. An in-love man.                      3. A frustrated man.

c) What type of text did you listen?

1. A poem.                      2. A song.                      3. A tale.



d) Which elements characterized this type of text? Name them.

-----

-----


4. **LISTEN**  to the first part of the listening and fill in the gaps with the words you hear.

Oh her \_\_\_\_\_ (a) her eyes  
Make the \_\_\_\_\_ (b) look like they're not shining  
Her \_\_\_\_\_ (c) her hair  
Falls \_\_\_\_\_ (d) without her trying  
She's so \_\_\_\_\_ (e) and I \_\_\_\_\_ (f) her every day

5. **LISTEN**  to the second part of the listening and **WRITE**  the words from the chart in the right places.

**look / think / compliment / know / believe / every**

Yeah I \_\_\_\_\_ (a) I know  
When I \_\_\_\_\_ (b) her  
She won't \_\_\_\_\_ (c) me, and it's so, it's so  
Sad to \_\_\_\_\_ (d) she don't see what I see  
But \_\_\_\_\_ (e) time she asks me do I okay I say



6. **LISTEN**  to the chorus and **NUMBER** the lines in the correct order.

- a) \_\_\_\_\_ And when you smile,  
b) \_\_\_\_\_ Just the way you are  
c) \_\_\_\_\_ Cause you're amazing  
d) \_\_\_\_\_ Just the way you are  
e) \_\_\_\_\_ When I see your face  
f) \_\_\_\_\_ The whole world stops and stares for a while  
g) \_\_\_\_\_ There's not a thing that I would change  
h) \_\_\_\_\_ Cause girl you're amazing

