









Name: _____ Class: _____

TERM 3 QUIZ 7 (Page 54-61)

Part 1: Look and read. Put a tick () or a cross (x) in the box. There are two examples.

<p>Examples:</p>  <p><i>There is a spider.</i> <input type="checkbox"/></p>	 <p><i>This is a h</i> <input type="checkbox"/></p>
<p>1. </p> <p>There is a table. <input type="checkbox"/></p>	<p>2. </p> <p>This is a door. <input type="checkbox"/></p>
<p>3. </p> <p>This is a ruler. <input type="checkbox"/></p>	<p>4. </p> <p>They are crayons. <input type="checkbox"/></p>
<p>5. </p> <p><input type="checkbox"/> is an eraser.</p>	

Part 2: Look and read. Write Yes or No. There are two examples.



Examples:

There is a ruler on the floor.

....~~No~~....


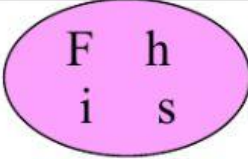










The children are drawing.

....Yes....


6. The books are on the desk.
7. There are numbers on the board.
8. The bags are behind the chairs.
9. There are six children in the classroom.
10. The teacher is standing behind the classroom.

.....
.....
.....
.....

Part 3: Look at the pictures. Look at the letters. Write the words. There is one example.

<p>Example:</p> 	<p>F i s h</p> <p>_____</p>	
<p>11.</p>  <p>_____</p>		
<p>13.</p>  <p>_____</p>		
<p>15.</p>  <p>_____</p>		
<p>12.</p>  <p>_____</p>		
<p>14.</p>  <p>_____</p>		

Part 4: Look at the pictures and read the questions. Write one-word answers. There is one example.



Example:

Where is the board?

On the wall.....

Questions:

16. Where is the pen?

On the

17. What is under the chair?

The

18. What is next to the board?

The

19. What is between the tablet and the pencil?

The

20. How many desks are there?