




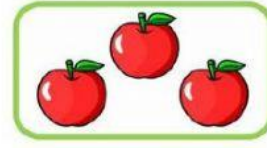
Student's name: _____

Teacher's name: Mrs. Paola Álvarez

Date: march 23th 2021

Exercises

Instructions: Join with a line the number corresponding to each figure.






Instructions: count and touch the correct answers.

 4 2 5	 3 2 5
 5 1 0	 1 2 4

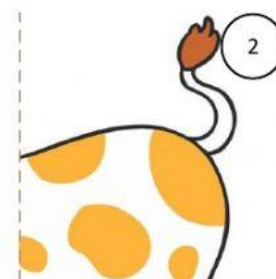

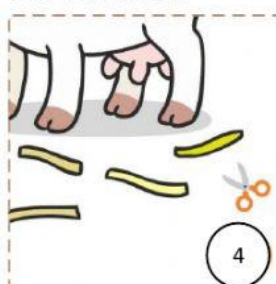

 1 3 2	 3 4 5
 2 1 0	 5 4 3

Instructions: Count how many objects are there? and drag the correct answer



1 2 3 4 5

Instructions: put the puzzle together, follow the numbers.


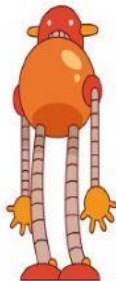



Instructions: point to the indicated objects.

Touch the **big** objects



Touch the **tall** objects



Touch the **short** objects

Touch the **below** objects



Touch the **above** objects



Touch the **bottom** objects



Touch the **top** objects

