

# MUNDO INFANTIL SCHOOL

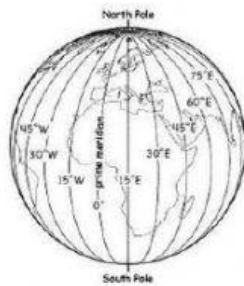
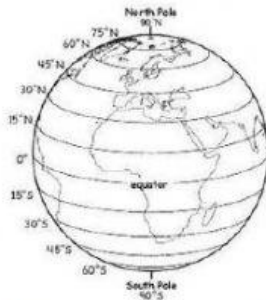
1ST PARTIAL 35%

SOCIAL STUDIES TEST

Mrs. Michell Rosa

I. Write the word that corresponds to the image.

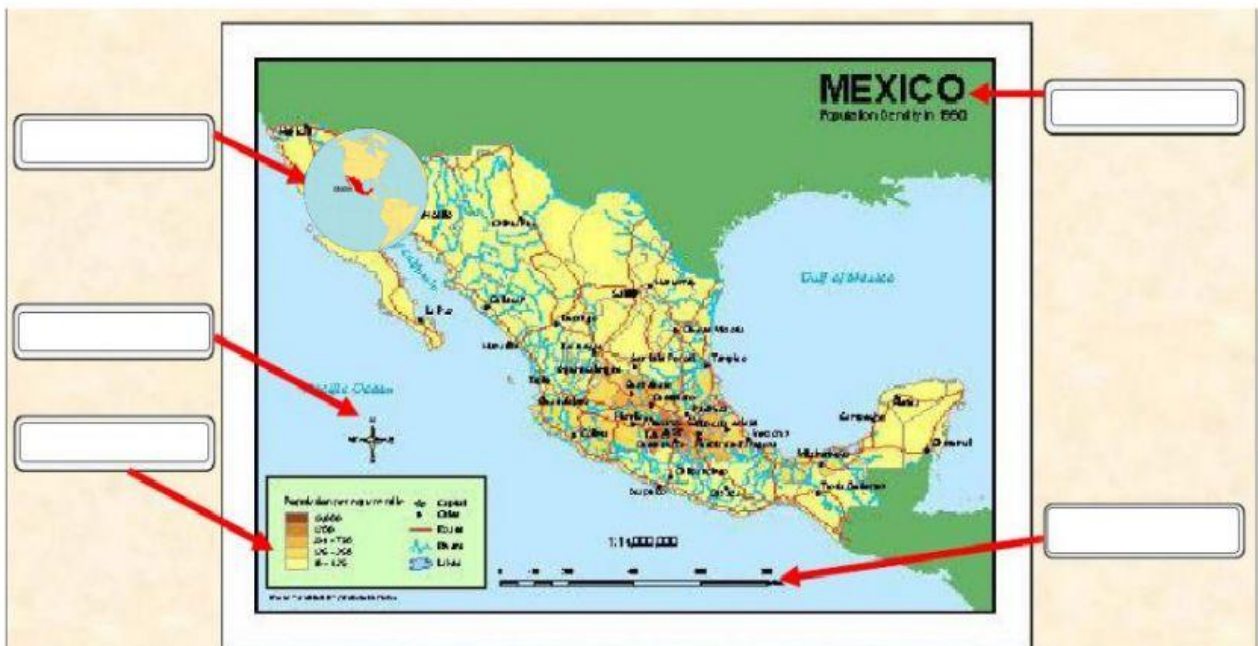
1. Lines of:



2. Type of map projection:



3. Parts of a map:



**II. Write if its Relative or Absolute location.**

- 1. The bakery store is located at 110° 32 west and 23° 2 north. \_\_\_\_\_**
- 2. The movie theater is between the Chinese restaurant and the bakery. \_\_\_\_\_**

**III. Write the word from the box that corresponds to each definition.**

**Culture – cultural trait – norm – cultural region – cultural landscape – society – family – nuclear family – extended family – science – social structure – social class – language – religion – ethics – irrigate – diversity- cultural hearth – cultural diffusion – standard of living**

- 1. \_\_\_\_\_ supply water to crops**
- 2. \_\_\_\_\_ pattern of organized relationships among groups of people within a society.**
- 3. \_\_\_\_\_ is an idea or way of doing things that is common in a certain culture.**
- 4. \_\_\_\_\_ is a family that consists of parents and their children**
- 5. \_\_\_\_\_ standards of acceptable behavior.**
- 6. \_\_\_\_\_ spread of cultural traits from one culture to another**